



MOTOCUB FALCES



Motocross de Falces

Clasificado por mejor tiempo de vuelta

Campeonato Navarra & Euskadi

El Vedadillo 1,280 km

MX65

29/10/2017 11:15

Clasificación (15:00 Tiempo) iniciado a 11:09:40

Pos.	Nº	Piloto	Tiempo	Dif. resp. 1º	Clase
1	61	BALLESTER FERRER, NACHO	2:16.367		MX65
2	25	ELICES CUEVAS, DANIEL	2:16.442	0.075	MX65
3	77	DIEZ ARNAL, IKER	2:17.242	0.875	MX65
4	48	MORILLA SANJUAN, DIEGO	2:18.450	2.083	MX65
5	6	LORENTE MUÑOZ, ELIO	2:19.222	2.855	MX65
6	166	LASHERAS ORTA, ALEX	2:25.331	8.964	MX65
7	212	VENTURA RAMOS, EDORTA	2:25.643	9.276	MX65
8	126	GARCIA LEGUA, DARIO	2:32.415	16.048	MX65
9	31	MARTINEZ URQUIJO, ENEKO	2:34.830	18.463	MX65
10	26	TERRADAS BOUZAS, FERNANDO	2:38.663	22.296	MX65
11	28	IRIGOYEN TELLETXEA, ALEJANDRO	2:40.407	24.040	MX65
12	57	QUINTIN PORROCHE, BITOR	2:46.962	30.595	MX65
13	20	SANCHO BURILLO, AXEL	2:47.628	31.261	MX65
14	14	TERRADAS BOUZAS, JORGE	2:52.823	36.456	MX65
15	11	PASCUAL AYESA, ARITZ	2:53.313	36.946	MX65
16	311	MACHADO NICASTRO, IGNACIO	2:53.641	37.274	MX65
17	7	AURENSANZ ANDRES, LUCAS	2:55.365	38.998	MX65
18	29	GUERRERO LLAMAS, FRANCISCO	2:57.000	40.633	MX65
19	12	ARCAS LOPEZ, ELENA	3:17.927	1:01.560	MX65



Motocross de Falces

Campeonato Navarra & Euskadi

El Vedadillo 1,280 km

MX65

29/10/2017 11:15

Clasificación (15:00 Tiempo) iniciado a 11:09:40

Vuelta	T. de vuelta	Dif. resp. 1º	Hora del día
(61) BALLESTER FERRER, NACHO			
1	2:23.151	+6.784	11:14:59.585
2	2:20.087	+3.720	11:17:19.672
3	2:16.367		11:19:36.039
4	2:23.595	+7.228	11:21:59.634
5	2:18.736	+2.369	11:24:18.370
6	2:18.520	+2.153	11:26:36.890

Vuelta	T. de vuelta	Dif. resp. 1º	Hora del día
(25) ELICES CUEVAS, DANIEL			
1	2:18.362	+1.920	11:14:40.062
2	2:16.442		11:16:56.504
3	2:17.569	+1.127	11:19:14.073
4	2:23.168	+6.726	11:21:37.241
5	2:25.105	+8.663	11:24:02.346
6	2:38.385	+21.943	11:26:40.731

Vuelta	T. de vuelta	Dif. resp. 1º	Hora del día
(77) DIEZ ARNAL, IKER			
1	2:18.897	+1.655	11:14:29.646
2	2:17.242		11:16:46.888
3	2:23.491	+6.249	11:19:10.379
4	2:19.850	+2.608	11:21:30.229
5	2:18.716	+1.474	11:23:48.945
6	2:18.332	+1.090	11:26:07.277

Vuelta	T. de vuelta	Dif. resp. 1º	Hora del día
(48) MORILLA SANJUAN, DIEGO			
1	2:22.348	+3.898	11:14:55.232
2	2:18.941	+0.491	11:17:14.173
3	2:20.980	+2.530	11:19:35.153
4	2:18.450		11:21:53.603
5	2:19.442	+0.992	11:24:13.045
6	2:22.185	+3.735	11:26:35.230

Vuelta	T. de vuelta	Dif. resp. 1º	Hora del día
(6) LORENTE MUÑOZ, ELIO			
1	2:21.723	+2.501	11:14:53.932
2	2:19.222		11:17:13.154
3	2:20.139	+0.917	11:19:33.293
4	2:35.752	+16.530	11:22:09.045
5	2:19.975	+0.753	11:24:29.020
6	2:23.921	+4.699	11:26:52.941

Vuelta	T. de vuelta	Dif. resp. 1º	Hora del día
(166) LASHERAS ORTA, ALEX			
1	2:31.206	+5.875	11:14:57.711
2	2:27.252	+1.921	11:17:24.963
3	2:28.324	+2.993	11:19:53.287
4	2:25.331		11:22:18.618
5	2:36.307	+10.976	11:24:54.925

Vuelta	T. de vuelta	Dif. resp. 1º	Hora del día
(212) VENTURA RAMOS, EDORTA			
1	2:28.412	+2.769	11:14:44.779
2	2:25.643		11:17:10.422
3	2:27.039	+1.396	11:19:37.461
4	2:33.142	+7.499	11:22:10.603
5	2:31.980	+6.337	11:24:42.583

Vuelta	T. de vuelta	Dif. resp. 1º	Hora del día
(126) GARCIA LEGUA, DARIO			
1	2:52.891	+20.476	11:15:59.544
2	2:41.065	+8.650	11:18:40.609
3	2:34.990	+2.575	11:21:15.599
4	2:33.145	+0.730	11:23:48.744
5	2:32.415		11:26:21.159

Vuelta	T. de vuelta	Dif. resp. 1º	Hora del día
(31) MARTINEZ URQUIJO, ENEKO			
1	2:34.830		11:15:15.649
2	2:36.994	+2.164	11:17:52.643
3	2:36.717	+1.887	11:20:29.360
4	2:35.790	+0.960	11:23:05.150
5	2:38.285	+3.455	11:25:43.435

Vuelta	T. de vuelta	Dif. resp. 1º	Hora del día
(26) TERRADAS BOUZAS, FERNANDO			
1	2:43.080	+4.417	11:15:14.614
2	2:43.843	+5.180	11:17:58.457
3	2:41.600	+2.937	11:20:40.057
4	2:41.150	+2.487	11:23:21.207

Vuelta	T. de vuelta	Dif. resp. 1º	Hora del día
5	2:38.663		11:25:59.870

Vuelta	T. de vuelta	Dif. resp. 1º	Hora del día
(28) IRIGOYEN TELLETXEA, ALEJANDRO			
1	2:57.200	+16.793	11:16:08.818
2	2:54.118	+13.711	11:19:02.936
3	2:42.831	+2.424	11:21:45.767
4	2:40.407		11:24:26.174
5	2:40.788	+0.381	11:27:06.962

Vuelta	T. de vuelta	Dif. resp. 1º	Hora del día
(57) QUINTIN PORROCHE, BITOR			
1	3:01.007	+14.045	11:16:12.069
2	2:57.537	+10.575	11:19:09.606
3	2:56.782	+9.820	11:22:06.388
4	2:46.962		11:24:53.350

Vuelta	T. de vuelta	Dif. resp. 1º	Hora del día
(20) SANCHO BURILLO, AXEL			
1	3:01.643	+14.015	11:16:00.925
2	3:04.151	+16.523	11:19:05.076
3	3:01.901	+14.273	11:22:06.977
4	2:47.628		11:24:54.605

Vuelta	T. de vuelta	Dif. resp. 1º	Hora del día
(14) TERRADAS BOUZAS, JORGE			
1	3:04.318	+11.495	11:16:34.952
2	2:57.710	+4.887	11:19:32.662
3	2:56.741	+3.918	11:22:29.403
4	2:52.823		11:25:22.226

Vuelta	T. de vuelta	Dif. resp. 1º	Hora del día
(11) PASCUAL AYESA, ARITZ			
1	2:57.280	+3.967	11:16:16.455
2	2:57.075	+3.762	11:19:13.530
3	2:59.552	+6.239	11:22:13.082
4	2:53.313		11:25:06.395

Vuelta	T. de vuelta	Dif. resp. 1º	Hora del día
(311) MACHADO NICASTRO, IGNACIO			
1	2:57.159	+3.518	11:16:14.967
2	2:57.274	+3.633	11:19:12.241
3	2:59.593	+5.952	11:22:11.834
4	2:53.641		11:25:05.475

Vuelta	T. de vuelta	Dif. resp. 1º	Hora del día
(7) AURENSANZ ANDRES, LUCAS			
1	3:01.275	+5.910	11:15:59.050
2	3:09.429	+14.064	11:19:08.479
3	2:59.719	+4.354	11:22:08.198
4	2:55.365		11:25:03.563

Vuelta	T. de vuelta	Dif. resp. 1º	Hora del día
(29) GUERRERO LLAMAS, FRANCISCO			
1	3:00.981	+3.981	11:16:13.563
2	2:57.999	+0.999	11:19:11.562
3	2:58.815	+1.815	11:22:10.377
4	2:57.000		11:25:07.377

Vuelta	T. de vuelta	Dif. resp. 1º	Hora del día
(12) ARCAS LOPEZ, ELENA			
1	3:24.101	+6.174	11:17:21.240
2	3:24.313	+6.386	11:20:45.553
3	3:17.927		11:24:03.480
4	5:03.695	+1:45.768	11:29:07.175



MOTOCUB FALCES



Motocross de Falces

Clasificado por vueltas

Campeonato Navarra & Euskadi & Aragón & Rioja

El Vedadillo 1,280 km

1ª MANGA MX 65

29/10/2017 13:55

Carrera (15:00 y 2 Vueltas) iniciado a 13:39:01

Pos.	Nº	Piloto	Vtas.	Total Tº	Dif.	Mejor Vta.	Clase
1	61	BALLESTER FERRER, NACHO	9	20:25.567		2:13.537	MX65
2	25	ELICES CUEVAS, DANIEL	9	21:03.449	37.882	2:16.879	MX65
3	6	LORENTE MUÑOZ, ELIO	9	21:21.725	56.158	2:18.190	MX65
4	77	DIEZ ARNAL, IKER	9	21:36.217	1:10.650	2:13.013	MX65
5	48	MORILLA SANJUAN, DIEGO	9	21:39.256	1:13.689	2:14.441	MX65
6	166	LASHERAS ORTA, ALEX	9	21:40.354	1:14.787	2:19.256	MX65
7	212	VENTURA RAMOS, EDORTA	9	21:44.173	1:18.606	2:22.458	MX65
8	31	MARTINEZ URQUIJO, ENEKO	9	22:26.912	2:01.345	2:25.798	MX65
9	26	TERRADAS BOUZAS, FERNANDO	8	20:49.969	1 Vuelta	2:33.525	MX65
10	126	GARCIA LEGUA, DARIO	8	20:59.603	1 Vuelta	2:28.892	MX65
11	20	SANCHO BURILLO, AXEL	8	21:38.383	1 Vuelta	2:35.908	MX65
12	11	PASCUAL AYESA, ARITZ	8	21:52.670	1 Vuelta	2:36.731	MX65
13	28	IRIGOYEN TELLETXEA, ALEJANDRO	8	22:14.090	1 Vuelta	2:40.807	MX65
14	7	AURENSANZ ANDRES, LUCAS	8	22:28.825	1 Vuelta	2:44.427	MX65
15	29	GUERRERO LLAMAS, FRANCISCO	8	22:44.639	1 Vuelta	2:44.837	MX65
16	311	MACHADO NICASTRO, IGNACIO	8	22:53.721	1 Vuelta	2:47.528	MX65
17	14	TERRADAS BOUZAS, JORGE	8	23:10.314	1 Vuelta	2:49.263	MX65
18	57	QUINTIN PORROCHE, BITOR	7	22:17.313	2 Vueltas	2:43.650	MX65
19	12	ARCAS LOPEZ, ELENA	7	23:49.858	2 Vueltas	3:16.997	MX65

Márgen de victoria	Velocidad media	Mejor tº de vuelta	Mejor Vel.	Mejor vuelta para
37.882	33,839	2:13.013	34,643	77 - DIEZ ARNAL, IKER

CronoSipp - Esteban.crono@gmail.com

Orbits



Motocross de Falces

Campeonato Navarra & Euskadi & Aragon & Rioja

El Vedadillo 1,280 km

1ª MANGA MX 65

29/10/2017 13:55

Carrera (15:00 y 2 Vueltas) iniciado a 13:39:01

Vuelta	T. de vuelta	Dif. resp. 1º	Hora del día
(61) BALLESTER FERRER, NACHO			
1			13:41:21.016
2	2:16.478	+2.941	13:43:37.494
3	2:13.537		13:45:51.031
4	2:15.253	+1.716	13:48:06.284
5	2:14.560	+1.023	13:50:20.844
6	2:17.894	+4.357	13:52:38.738
7	2:14.949	+1.412	13:54:53.687
8	2:16.517	+2.980	13:57:10.204
9	2:17.346	+3.809	13:59:27.550

Vuelta	T. de vuelta	Dif. resp. 1º	Hora del día
(25) ELICES CUEVAS, DANIEL			
1			13:41:16.473
2	2:29.226	+12.347	13:43:45.699
3	2:16.879		13:46:02.578
4	2:17.569	+0.690	13:48:20.147
5	2:19.539	+2.660	13:50:39.686
6	2:23.087	+6.208	13:53:02.773
7	2:23.163	+6.284	13:55:25.936
8	2:20.201	+3.322	13:57:46.137
9	2:19.295	+2.416	14:00:05.432

Vuelta	T. de vuelta	Dif. resp. 1º	Hora del día
(6) LORENTE MUÑOZ, ELIO			
1			13:41:37.018
2	2:24.117	+5.927	13:44:01.135
3	2:21.052	+2.862	13:46:22.187
4	2:23.451	+5.261	13:48:45.638
5	2:20.548	+2.358	13:51:06.186
6	2:18.236	+0.046	13:53:24.422
7	2:22.805	+4.615	13:55:47.227
8	2:18.190		13:58:05.417
9	2:18.291	+0.101	14:00:23.708

Vuelta	T. de vuelta	Dif. resp. 1º	Hora del día
(77) DIEZ ARNAL, IKER			
1			13:41:47.326
2	2:18.246	+5.233	13:44:05.572
3	2:22.837	+9.824	13:46:28.409
4	2:15.229	+2.216	13:48:43.638
5	2:13.013		13:50:56.651
6	2:51.855	+38.842	13:53:48.506
7	2:15.018	+2.005	13:56:03.524
8	2:19.780	+6.767	13:58:23.304
9	2:14.896	+1.883	14:00:38.200

Vuelta	T. de vuelta	Dif. resp. 1º	Hora del día
(48) MORILLA SANJUAN, DIEGO			
1			13:41:18.433
2	2:16.945	+2.504	13:43:35.378
3	2:14.561	+0.120	13:45:49.939
4	2:15.790	+1.349	13:48:05.729
5	2:14.441		13:50:20.170
6	3:26.565	+1:12.124	13:53:46.735
7	2:21.535	+7.094	13:56:08.270
8	2:18.213	+3.772	13:58:26.483
9	2:14.756	+0.315	14:00:41.239

Vuelta	T. de vuelta	Dif. resp. 1º	Hora del día
(166) LASHERAS ORTA, ALEX			
1			13:41:46.424
2	2:26.069	+6.813	13:44:12.493
3	2:23.680	+4.424	13:46:36.173
4	2:19.796	+0.540	13:48:55.969
5	2:19.256		13:51:15.225
6	2:19.697	+0.441	13:53:34.922
7	2:24.232	+4.976	13:55:59.154
8	2:23.096	+3.840	13:58:22.250
9	2:20.087	+0.831	14:00:42.337

Vuelta	T. de vuelta	Dif. resp. 1º	Hora del día
(212) VENTURA RAMOS, EDORTA			
1			13:41:30.861
2	2:25.098	+2.640	13:43:55.959
3	2:22.458		13:46:18.417
4	2:23.250	+0.792	13:48:41.667
5	2:22.703	+0.245	13:51:04.370
6	2:25.240	+2.782	13:53:29.610

Vuelta	T. de vuelta	Dif. resp. 1º	Hora del día
7	2:25.642	+3.184	13:55:55.252
8	2:26.363	+3.905	13:58:21.615
9	2:24.541	+2.083	14:00:46.156

Vuelta	T. de vuelta	Dif. resp. 1º	Hora del día
(31) MARTINEZ URQUIJO, ENEKO			
1			13:41:29.482
2	2:25.798		13:43:55.280
3	2:32.385	+6.587	13:46:27.665
4	2:32.441	+6.643	13:49:00.106
5	2:31.542	+5.744	13:51:31.648
6	2:30.023	+4.225	13:54:01.671
7	2:30.840	+5.042	13:56:32.511
8	2:28.376	+2.578	13:59:00.887
9	2:28.008	+2.210	14:01:28.895

Vuelta	T. de vuelta	Dif. resp. 1º	Hora del día
(26) TERRADAS BOUZAS, FERNANDO			
1			13:41:37.918
2	2:34.004	+0.479	13:44:11.922
3	2:33.525		13:46:45.447
4	2:34.998	+1.473	13:49:20.445
5	2:35.862	+2.337	13:51:56.307
6	2:38.316	+4.791	13:54:34.623
7	2:40.015	+6.490	13:57:14.638
8	2:37.314	+3.789	13:59:51.952

Vuelta	T. de vuelta	Dif. resp. 1º	Hora del día
(126) GARCIA LEGUA, DARIO			
1			13:41:59.585
2	2:43.019	+14.127	13:44:42.604
3	2:43.893	+15.001	13:47:26.497
4	2:32.857	+3.965	13:49:59.354
5	2:32.640	+3.748	13:52:31.994
6	2:31.053	+2.161	13:55:03.047
7	2:28.892		13:57:31.939
8	2:29.647	+0.755	14:00:01.586

Vuelta	T. de vuelta	Dif. resp. 1º	Hora del día
(20) SANCHO BURILLO, AXEL			
1			13:41:54.417
2	2:47.670	+11.762	13:44:42.087
3	2:40.882	+4.974	13:47:22.969
4	2:38.995	+3.087	13:50:01.964
5	2:39.623	+3.715	13:52:41.587
6	2:42.549	+6.641	13:55:24.136
7	2:40.322	+4.414	13:58:04.458
8	2:35.908		14:00:40.366

Vuelta	T. de vuelta	Dif. resp. 1º	Hora del día
(11) PASCUAL AYESA, ARITZ			
1			13:41:55.176
2	2:45.629	+8.898	13:44:40.805
3	2:44.971	+8.240	13:47:25.776
4	2:38.046	+1.315	13:50:03.822
5	2:41.033	+4.302	13:52:44.855
6	2:36.731		13:55:21.586
7	2:37.458	+0.727	13:57:59.044
8	2:55.609	+18.878	14:00:54.653

Vuelta	T. de vuelta	Dif. resp. 1º	Hora del día
(28) IRIGOYEN TELLETXEA, ALEJANDRO			
1			13:42:12.651
2	2:45.198	+4.391	13:44:57.849
3	2:47.824	+7.017	13:47:45.673
4	2:44.038	+3.231	13:50:29.711
5	2:42.116	+1.309	13:53:11.827
6	2:42.531	+1.724	13:55:54.358
7	2:40.908	+0.101	13:58:35.266
8	2:40.807		14:01:16.073

Vuelta	T. de vuelta	Dif. resp. 1º	Hora del día
(7) AURENSANZ ANDRES, LUCAS			
1			13:41:52.927
2	2:47.390	+2.963	13:44:40.317
3	2:44.644	+0.217	13:47:24.961
4	2:44.427		13:50:09.388
5	2:52.883	+8.456	13:53:02.271
6	2:51.115	+6.688	13:55:53.386
7	2:48.269	+3.842	13:58:41.655
8	2:49.153	+4.726	14:01:30.808

Vuelta	T. de vuelta	Dif. resp. 1º	Hora del día
(29) GUERRERO LLAMAS, FRANCISCO			
1			13:41:57.482
2	2:46.766	+1.929	13:44:44.248
3	2:44.837		13:47:29.085
4	3:03.218	+18.381	13:50:32.303
5	2:45.180	+0.343	13:53:17.483
6	2:48.974	+4.137	13:56:06.457
7	2:50.862	+6.025	13:58:57.319
8	2:49.303	+4.466	14:01:46.622

Vuelta	T. de vuelta	Dif. resp. 1º	Hora del día
(311) MACHADO NICASTRO, IGNACIO			
1			13:41:58.660
2	2:48.866	+1.338	13:44:47.526
3	2:48.205	+0.677	13:47:35.731
4	2:47.528		13:50:23.259
5	2:52.581	+5.053	13:53:15.840
6	2:52.001	+4.473	13:56:07.841
7	2:55.359	+7.831	13:59:03.200
8	2:52.504	+4.976	14:01:55.704

Vuelta	T. de vuelta	Dif. resp. 1º	Hora del día
(14) TERRADAS BOUZAS, JORGE			
1			13:42:04.375
2	2:49.263		13:44:53.638
3	2:52.978	+3.715	13:47:46.616
4	2:52.656	+3.393	13:50:39.272
5	2:52.847	+3.584	13:53:32.119
6	2:51.436	+2.173	13:56:23.555
7	2:57.681	+8.418	13:59:21.236
8	2:51.061	+1.798	14:02:12.297

Vuelta	T. de vuelta	Dif. resp. 1º	Hora del día
(57) QUINTIN PORROCHE, BITOR			
1			13:42:05.888
2	2:43.650		13:44:49.538
3	5:10.437	+2:26.787	13:49:59.975
4	2:51.153	+7.503	13:52:51.128
5	2:55.006	+11.356	13:55:46.134
6	2:47.087	+3.437	13:58:33.221
7	2:46.075	+2.425	14:01:19.296

Vuelta	T. de vuelta	Dif. resp. 1º	Hora del día
(12) ARCAS LOPEZ, ELENA			
1			13:42:33.616
2	3:23.925	+6.928	13:45:57.541
3	3:20.594	+3.597	13:49:18.135
4	3:16.997		13:52:35.132
5	3:23.891	+6.894	13:55:59.023
6	3:26.610	+9.613	13:59:25.633
7	3:26.208	+9.211	14:02:51.841



Motocross de Falces

Clasificado por vueltas


Campeonato Navarra & Euskadi

El Vedadillo 1,280 km

2ª MANGA MX 65

29/10/2017 16:50

Carrera (15:00 y 2 Vueltas) iniciado a 16:19:25



Pos.	Nº	Piloto	Vtas.	Total Tº	Dif.	Mejor Vta.	Clase
1	61	BALLESTER FERRER, NACHO	9	20:35.058		2:14.807	MX65
2	6	LORENTE MUÑOZ, ELIO	9	20:53.574	18.516	2:17.176	MX65
3	77	DIEZ ARNAL, IKER	9	20:58.208	23.150	2:16.953	MX65
4	25	ELICES CUEVAS, DANIEL	9	21:15.346	40.288	2:15.192	MX65
5	166	LASHERAS ORTA, ALEX	9	21:20.433	45.375	2:15.844	MX65
6	48	MORILLA SANJUAN, DIEGO	9	22:29.938	1:54.880	2:19.042	MX65
7	31	MARTINEZ URQUIJO, ENEKO	9	22:31.813	1:56.755	2:26.613	MX65
8	126	GARCIA LEGUA, DARIO	8	20:49.914	1 Vuelta	2:30.717	MX65
9	26	TERRADAS BOUZAS, FERNANDO	8	21:06.633	1 Vuelta	2:34.352	MX65
10	20	SANCHO BURILLO, AXEL	8	21:37.877	1 Vuelta	2:39.264	MX65
11	28	IRIGOYEN TELLETXEA, ALEJANDRO	8	22:04.430	1 Vuelta	2:39.683	MX65
12	7	AURENSANZ ANDRES, LUCAS	8	22:32.965	1 Vuelta	2:45.562	MX65
13	11	PASCUAL AYESA, ARITZ	8	22:46.162	1 Vuelta	2:44.186	MX65
14	14	TERRADAS BOUZAS, JORGE	8	23:03.728	1 Vuelta	2:49.811	MX65
15	311	MACHADO NICASTRO, IGNACIO	8	23:19.267	1 Vuelta	2:50.754	MX65
16	29	GUERRERO LLAMAS, FRANCISCO	8	23:19.787	1 Vuelta	2:50.097	MX65
17	57	QUINTIN PORROCHE, BITOR	7	20:45.752	2 Vueltas	2:47.170	MX65
18	12	ARCAS LOPEZ, ELENA	6	22:31.085	3 Vueltas	3:39.801	MX65

Márgen de victoria	Velocidad media	Mejor tº de vuelta	Mejor Vel.	Mejor vuelta para
18.516	33,579	2:14.807	34,182	61 - BALLESTER FERRER, NACHO



Motocross de Falces

Campeonato Navarra & Euskadi

El Vedadillo 1,280 km

2ª MANGA MX 65

29/10/2017 16:50

Carrera (15:00 y 2 Vueltas) iniciado a 16:19:25

Vuelta	T. de vuelta	Dif. resp. 1º	Hora del día
(61) BALLESTER FERRER, NACHO			
1			16:21:41.882
2	2:16.998	+2.191	16:23:58.880
3	2:14.807		16:26:13.687
4	2:15.049	+0.242	16:28:28.736
5	2:19.504	+4.697	16:30:48.240
6	2:18.070	+3.263	16:33:06.310
7	2:16.739	+1.932	16:35:23.049
8	2:18.714	+3.907	16:37:41.763
9	2:19.286	+4.479	16:40:01.049

Vuelta	T. de vuelta	Dif. resp. 1º	Hora del día
(6) LORENTE MUÑOZ, ELIO			
1			16:21:49.611
2	2:18.476	+1.300	16:24:08.087
3	2:18.894	+1.718	16:26:26.981
4	2:17.176		16:28:44.157
5	2:21.795	+4.619	16:31:05.952
6	2:18.062	+0.886	16:33:24.014
7	2:18.602	+1.426	16:35:42.616
8	2:17.828	+0.652	16:38:00.444
9	2:19.121	+1.945	16:40:19.565

Vuelta	T. de vuelta	Dif. resp. 1º	Hora del día
(77) DIEZ ARNAL, IKER			
1			16:21:50.901
2	2:18.193	+1.240	16:24:09.094
3	2:18.887	+1.934	16:26:27.981
4	2:18.972	+2.019	16:28:46.953
5	2:19.622	+2.669	16:31:06.575
6	2:20.792	+3.839	16:33:27.367
7	2:16.953		16:35:44.320
8	2:18.488	+1.535	16:38:02.808
9	2:21.391	+4.438	16:40:24.199

Vuelta	T. de vuelta	Dif. resp. 1º	Hora del día
(25) ELICES CUEVAS, DANIEL			
1			16:21:48.016
2	2:15.910	+0.718	16:24:03.926
3	2:36.081	+20.889	16:26:40.007
4	2:20.535	+5.343	16:29:00.542
5	2:21.559	+6.367	16:31:22.101
6	2:24.084	+8.892	16:33:46.185
7	2:21.284	+6.092	16:36:07.469
8	2:18.676	+3.484	16:38:26.145
9	2:15.192		16:40:41.337

Vuelta	T. de vuelta	Dif. resp. 1º	Hora del día
(166) LASHERAS ORTA, ALEX			
1			16:22:05.868
2	2:23.443	+7.599	16:24:29.311
3	2:19.664	+3.820	16:26:48.975
4	2:17.965	+2.121	16:29:06.940
5	2:20.083	+4.239	16:31:27.023
6	2:24.598	+8.754	16:33:51.621
7	2:19.903	+4.059	16:36:11.524
8	2:15.844		16:38:27.368
9	2:19.056	+3.212	16:40:46.424

Vuelta	T. de vuelta	Dif. resp. 1º	Hora del día
(48) MORILLA SANJUAN, DIEGO			
1			16:21:46.874
2	2:20.163	+1.121	16:24:07.037
3	2:19.042		16:26:26.079
4	2:39.730	+20.688	16:29:05.809
5	2:27.888	+8.846	16:31:33.697
6	2:23.743	+4.701	16:33:57.440
7	2:21.375	+2.333	16:36:18.815
8	2:50.620	+31.578	16:39:09.435
9	2:46.494	+27.452	16:41:55.929

Vuelta	T. de vuelta	Dif. resp. 1º	Hora del día
(31) MARTINEZ URQUIJO, ENEKO			
1			16:22:00.047
2	2:28.388	+1.775	16:24:28.435
3	2:31.650	+5.037	16:27:00.085
4	2:27.885	+1.272	16:29:27.970
5	2:31.352	+4.739	16:31:59.322
6	2:32.324	+5.711	16:34:31.646

Vuelta	T. de vuelta	Dif. resp. 1º	Hora del día
7	2:30.284	+3.671	16:37:01.930
8	2:26.613		16:39:28.543
9	2:29.261	+2.648	16:41:57.804

Vuelta	T. de vuelta	Dif. resp. 1º	Hora del día
(126) GARCIA LEGUA, DARIO			
1			16:22:17.568
2	2:36.341	+5.624	16:24:53.909
3	2:34.319	+3.602	16:27:28.228
4	2:34.227	+3.510	16:30:02.455
5	2:34.767	+4.050	16:32:37.222
6	2:30.844	+0.127	16:35:08.066
7	2:30.717		16:37:38.783
8	2:37.122	+6.405	16:40:15.905

Vuelta	T. de vuelta	Dif. resp. 1º	Hora del día
(26) TERRADAS BOUZAS, FERNANDO			
1			16:22:07.561
2	2:39.621	+5.269	16:24:47.182
3	2:40.175	+5.823	16:27:27.357
4	2:34.352		16:30:01.709
5	2:37.181	+2.829	16:32:38.890
6	2:36.244	+1.892	16:35:15.134
7	2:38.621	+4.269	16:37:53.755
8	2:38.869	+4.517	16:40:32.624

Vuelta	T. de vuelta	Dif. resp. 1º	Hora del día
(20) SANCHO BURILLO, AXEL			
1			16:22:12.749
2	2:40.565	+1.301	16:24:53.314
3	2:39.264		16:27:32.578
4	2:42.931	+3.667	16:30:15.509
5	2:41.332	+2.068	16:32:56.841
6	2:40.393	+1.129	16:35:37.234
7	2:44.531	+5.267	16:38:21.765
8	2:42.103	+2.839	16:41:03.868

Vuelta	T. de vuelta	Dif. resp. 1º	Hora del día
(28) IRIGOYEN TELLETXEA, ALEJANDRO			
1			16:22:23.896
2	2:48.736	+9.053	16:25:12.632
3	2:43.463	+3.780	16:27:56.095
4	2:44.268	+4.585	16:30:40.363
5	2:39.683		16:33:20.046
6	2:41.386	+1.703	16:36:01.432
7	2:42.063	+2.380	16:38:43.495
8	2:46.926	+7.243	16:41:30.421

Vuelta	T. de vuelta	Dif. resp. 1º	Hora del día
(7) AURENSANZ ANDRES, LUCAS			
1			16:22:22.141
2	2:51.140	+5.578	16:25:13.281
3	2:46.218	+0.656	16:27:59.499
4	2:45.562		16:30:45.061
5	2:47.818	+2.256	16:33:32.879
6	2:49.321	+3.759	16:36:22.200
7	2:48.843	+3.281	16:39:11.043
8	2:47.913	+2.351	16:41:58.956

Vuelta	T. de vuelta	Dif. resp. 1º	Hora del día
(11) PASCUAL AYESA, ARITZ			
1			16:22:20.057
2	2:46.906	+2.720	16:25:06.963
3	2:45.432	+1.246	16:27:52.395
4	2:44.640	+0.454	16:30:37.035
5	3:05.205	+21.019	16:33:42.240
6	2:53.294	+9.108	16:36:35.534
7	2:52.433	+8.247	16:39:27.967
8	2:44.186		16:42:12.153

Vuelta	T. de vuelta	Dif. resp. 1º	Hora del día
(14) TERRADAS BOUZAS, JORGE			
1			16:22:29.234
2	2:54.399	+4.588	16:25:23.633
3	2:52.710	+2.899	16:28:16.343
4	2:49.811		16:31:06.154
5	2:51.191	+1.380	16:33:57.345
6	2:50.773	+0.962	16:36:48.118
7	2:51.641	+1.830	16:39:39.759
8	2:49.960	+0.149	16:42:29.719

Vuelta	T. de vuelta	Dif. resp. 1º	Hora del día
(311) MACHADO NICASTRO, IGNACIO			
1			16:22:27.032
2	2:55.323	+4.569	16:25:22.355
3	2:51.939	+1.185	16:28:14.294
4	2:55.605	+4.851	16:31:09.899
5	2:54.792	+4.038	16:34:04.691
6	2:56.859	+6.105	16:37:01.550
7	2:50.754		16:39:52.304
8	2:52.954	+2.200	16:42:45.258

Vuelta	T. de vuelta	Dif. resp. 1º	Hora del día
(29) GUERRERO LLAMAS, FRANCISCO			
1			16:22:28.055
2	2:52.799	+2.702	16:25:20.854
3	2:54.699	+4.602	16:28:15.553
4	2:55.223	+5.126	16:31:10.776
5	2:55.940	+5.843	16:34:06.716
6	2:56.544	+6.447	16:37:03.260
7	2:50.097		16:39:53.357
8	2:52.421	+2.324	16:42:45.778

Vuelta	T. de vuelta	Dif. resp. 1º	Hora del día
(57) QUINTIN PORROCHE, BITOR			
1			16:22:48.142
2	2:47.170		16:25:35.312
3	2:48.908	+1.738	16:28:24.220
4	2:47.982	+0.812	16:31:12.202
5	2:53.208	+6.038	16:34:05.410
6	3:14.026	+26.856	16:37:19.436
7	2:52.307	+5.137	16:40:11.743

Vuelta	T. de vuelta	Dif. resp. 1º	Hora del día
(12) ARCAS LOPEZ, ELENA			
1			16:23:18.425
2	3:49.690	+9.889	16:27:08.115
3	3:42.078	+2.277	16:30:50.193
4	3:44.968	+5.167	16:34:35.161
5	3:39.801		16:38:14.962
6	3:42.114	+2.313	16:41:57.076




Motocross de Falces

Campeonato Navarra & Euskadi

El Vedadillo 1,280 km

FINAL MX65



Pos.	Nº	Piloto	Total	1M	2M	Clase	Licencia
1	61	BALLESTER FERRER, NACHO	50	25	25	MX65	53042-TE
2	6	LORENTE MUÑOZ, ELIO	42	20	22	MX65	53101-Z
3	25	ELICES CUEVAS, DANIEL	40	22	18	MX65	85418-S
4	77	DIEZ ARNAL, IKER	38	18	20	MX65	134375-L
5	166	LASHERAS ORTA, ALEX	31	15	16	MX65	235693-NA
6	48	MORILLA SANJUAN, DIEGO	31	16	15	MX65	53094-Z
7	31	MARTINEZ URQUIJO, ENEKO	27	13	14	MX65	279010-VI
8	126	GARCIA LEGUA, DARIO	24	11	13	MX65	134972-L
9	26	TERRADAS BOUZAS, FERNANDO	24	12	12	MX65	135420-L
10	20	SANCHO BURILLO, AXEL	21	10	11	MX65	52995-Z
11	28	IRIGOYEN TELLETXEA, ALEJANDRO	18	8	10	MX65	235809-NA
12	11	PASCUAL AYESA, ARITZ	17	9	8	MX65	235698-NA
13	7	AURENSANZ ANDRES, LUCAS	16	7	9	MX65	53063-Z
14	212	VENTURA RAMOS, EDORTA	14	14	--	MX65	134735-B
15	14	TERRADAS BOUZAS, JORGE	11	4	7	MX65	135419-L
16	311	MACHADO NICASTRO, IGNACIO	11	5	6	MX65	241698-LO
17	29	GUERRERO LLAMAS, FRANCISCO	11	6	5	MX65	241696-LO
18	57	QUINTIN PORROCHE, BITOR	7	3	4	MX65	53000-Z
19	12	ARCAS LOPEZ, ELENA	5	2	3	MX65	235785-NA-AM



MOTOCUB FALCES



Motocross de Falces

Clasificado por mejor tiempo de vuelta


Campeonato Navarra & Euskadi

El Vedadillo 1,280 km

Crono 85-150 Y SUB 18 OPEN 125

29/10/2017 10:50

Clasificación (20:00 Tiempo) iniciado a 10:46:22



Pos.	Nº	Piloto	Tiempo	Dif. resp. 1º	Clase
1	31	OLAETA AGUIRRE, ALEXANDER	1:50.111		SUB-18
2	34	EROSTARBE OCHOA, JUAN	1:51.736	1.625	SUB-18
3	223	TORRIJO SIESO, DIEGO	1:53.408	3.297	MX85-150
4	72	GOMEZ IRUSTA, DAVID	1:54.054	3.943	SUB-18
5	391	ROMERO BOULANDIER, YELCO	1:54.409	4.298	SUB-18
6	211	ALBISUA FUENTES, GILEN	1:57.660	7.549	MX85-150
7	22	URQUIOLA GOICOECHEA, ASIER	1:57.976	7.865	MX85-150
8	368	LARRAÑAGA SAGREDO, UNAI	1:58.238	8.127	MX85-150
9	425	PANZANO FERRER, SAMUEL	2:03.127	13.016	MX85-150
10	500	MORILLA SANJUAN, DANIEL	2:04.223	14.112	SUB-18
11	111	MENE MANERO, NICOLAS	2:04.542	14.431	SUB-18
12	92	MEDRANO RODRIGUEZ, JOEL	2:04.791	14.680	MX85-150
13	840	REMIRO MARTIN, EGOI	2:05.637	15.526	MX85-150
14	21	ALVAREZ PARDO, LANDER	2:06.963	16.852	125 Open
15	7	ARTANO LASA, HARITZ	2:08.281	18.170	SUB-18
16	19	FERRER ARANTES, JOSE FCO	2:09.393	19.282	SUB-18
17	86	CASTAÑONDO IBARGUEN, DANIEL	2:10.129	20.018	MX85-150
18	611	REMIRO MARTIN, ANARTZ	2:12.618	22.507	MX85-150
19	6	BRAVO ARRINDA, PAUL	2:19.072	28.961	MX85-150
20	91	GUERRERO LLAMAS, JONATAN	2:20.409	30.298	125 Open
21	28	GARCIA LEGUA, IVAN	2:24.003	33.892	MX85-150
22	71	REJANO MOLINA, LANDER	2:25.774	35.663	MX85-150
23	27	GALAN MARTINEZ, VICTOR	3:37.886	1:47.775	MX85-150



Motocross de Falces

Campeonato Navarra & Euskadi

El Vedadillo 1,280 km

Crono 85-150 Y SUB 18 OPEN 125

29/10/2017 10:50

Clasificación (20:00 Tiempo) iniciado a 10:46:22

Vuelta	T. de vuelta	Dif. resp. 1º	Hora del día
(31) OLAETA AGUIRRE, ALEXANDER			
1	1:56.714	+6.603	10:50:23.580
2	1:50.111		10:52:13.691
3	2:00.657	+10.546	10:54:14.348
4	2:03.068	+12.957	10:56:17.416
5	1:50.942	+0.831	10:58:08.358
6	2:15.822	+25.711	11:00:24.180
7	2:06.732	+16.621	11:02:30.912
8	1:51.171	+1.060	11:04:22.083
9	2:08.616	+18.505	11:06:30.699

Vuelta	T. de vuelta	Dif. resp. 1º	Hora del día
(34) EROSTARBE OCHOA, JUAN			
1	2:04.317	+12.581	10:51:06.761
2	2:00.230	+8.494	10:53:06.991
3	1:58.957	+7.221	10:55:05.948
4	1:54.380	+2.644	10:57:00.328
5	2:18.051	+26.315	10:59:18.379
6	2:16.931	+25.195	11:01:35.310
7	1:51.736		11:03:27.046
8	2:20.300	+28.564	11:05:47.346
9	1:52.023	+0.287	11:07:39.369

Vuelta	T. de vuelta	Dif. resp. 1º	Hora del día
(223) TORRIJO SIESO, DIEGO			
1	1:59.006	+5.598	10:50:25.506
2	1:53.505	+0.097	10:52:19.011
3	1:55.951	+2.543	10:54:14.962
4	2:03.746	+10.338	10:56:18.708
5	1:58.015	+4.607	10:58:16.723
6	1:59.264	+5.856	11:00:15.987
7	1:57.772	+4.364	11:02:13.759
8	1:53.408		11:04:07.167
9	2:09.595	+16.187	11:06:16.762
10	2:01.472	+8.064	11:08:18.234

Vuelta	T. de vuelta	Dif. resp. 1º	Hora del día
(72) GOMEZ IRUSTA, DAVID			
1	2:06.850	+12.796	10:50:57.268
2	2:01.608	+7.554	10:52:58.876
3	2:03.508	+9.454	10:55:02.384
4	1:54.204	+0.150	10:56:56.588
5	1:55.203	+1.149	10:58:51.791
6	2:18.498	+24.444	11:01:10.289
7	2:03.462	+9.408	11:03:13.751
8	1:54.054		11:05:07.805
9	2:13.580	+19.526	11:07:21.385

Vuelta	T. de vuelta	Dif. resp. 1º	Hora del día
(391) ROMERO BOULANDIER, YELCO			
1	1:59.911	+5.502	10:51:02.712
2	1:58.753	+4.344	10:53:01.465
3	3:41.799	+1:47.390	10:56:43.264
4	1:54.409		10:58:37.673
5	2:03.355	+8.946	11:00:41.028
6	2:38.846	+44.437	11:03:19.874
7	2:36.970	+42.561	11:05:56.844
8	1:58.071	+3.662	11:07:54.915

Vuelta	T. de vuelta	Dif. resp. 1º	Hora del día
(211) ALBISUA FUENTES, GILEN			
1	2:03.315	+5.655	10:50:43.213
2	1:59.775	+2.115	10:52:42.988
3	2:29.939	+32.279	10:55:12.927
4	2:22.249	+24.589	10:57:35.176
5	1:59.674	+2.014	10:59:34.850
6	2:10.475	+12.815	11:01:45.325
7	1:57.660		11:03:42.985
8	2:30.376	+32.716	11:06:13.361
9	2:13.416	+15.756	11:08:26.777

Vuelta	T. de vuelta	Dif. resp. 1º	Hora del día
(22) URQUIOLA GOICOECHEA, ASIER			
1	2:09.996	+12.020	10:51:00.168
2	2:04.168	+6.192	10:53:04.336
3	2:10.875	+12.899	10:55:15.211
4	2:45.765	+47.789	10:58:00.976
5	1:58.357	+0.381	10:59:59.333
6	2:10.876	+12.900	11:02:10.209

Vuelta	T. de vuelta	Dif. resp. 1º	Hora del día
7	2:57.222	+59.246	11:05:07.431
8	1:57.976		11:07:05.407
(368) LARRAÑAGA SAGREDO, UNAI			
1	2:11.593	+13.355	10:50:56.724
2	2:04.957	+6.719	10:53:01.681
3	2:09.612	+11.374	10:55:11.293
4	2:00.414	+2.176	10:57:11.707
5	2:02.965	+4.727	10:59:14.672
6	1:59.111	+0.873	11:01:13.783
7	1:58.238		11:03:12.021
8	2:53.306	+55.068	11:06:05.327
9	2:05.860	+7.622	11:08:11.187

Vuelta	T. de vuelta	Dif. resp. 1º	Hora del día
(425) PANZANO FERRER, SAMUEL			
1	2:09.232	+6.105	10:50:50.962
2	2:04.253	+1.126	10:52:55.215
3	2:19.909	+16.782	10:55:15.124
4	2:11.377	+8.250	10:57:26.501
5	2:03.127		10:59:29.628
6	2:04.629	+1.502	11:01:34.257
7	2:22.835	+19.708	11:03:57.092
8	2:10.407	+7.280	11:06:07.499
9	2:08.973	+5.846	11:08:16.472

Vuelta	T. de vuelta	Dif. resp. 1º	Hora del día
(500) MORILLA SANJUAN, DANIEL			
1	2:15.069	+10.846	10:51:26.256
2	2:09.486	+5.263	10:53:35.742
3	2:06.277	+2.054	10:55:42.019
4	2:04.223		10:57:46.242
5	2:46.389	+42.166	11:00:32.631
6	3:44.264	+1:40.041	11:04:16.895
7	3:12.973	+1:08.750	11:07:29.868

Vuelta	T. de vuelta	Dif. resp. 1º	Hora del día
(111) MENE MANERO, NICOLAS			
1	2:12.250	+7.708	10:51:37.249
2	2:09.476	+4.934	10:53:46.725
3	2:13.126	+8.584	10:55:59.851
4	2:05.822	+1.280	10:58:05.673
5	2:04.542		11:00:10.215
6	2:05.360	+0.818	11:02:15.575
7	2:04.629	+0.087	11:04:20.204
8	2:05.391	+0.849	11:06:25.595

Vuelta	T. de vuelta	Dif. resp. 1º	Hora del día
(92) MEDRANO RODRIGUEZ, JOEL			
1	2:17.491	+12.700	10:51:29.347
2	2:11.510	+6.719	10:53:40.857
3	2:35.913	+31.122	10:56:16.770
4	2:07.924	+3.133	10:58:24.694
5	2:04.935	+0.144	11:00:29.629
6	2:05.515	+0.724	11:02:35.144
7	2:04.791		11:04:39.935
8	2:04.880	+0.089	11:06:44.815

Vuelta	T. de vuelta	Dif. resp. 1º	Hora del día
(840) REMIRO MARTIN, EGOI			
1	2:10.777	+5.140	10:51:17.184
2	2:10.376	+4.739	10:53:27.560
3	2:09.904	+4.267	10:55:37.464
4	2:07.524	+1.887	10:57:44.988
5	2:29.479	+23.842	11:00:14.467
6	2:19.004	+13.367	11:02:33.471
7	2:05.637		11:04:39.108
8	2:07.469	+1.832	11:06:46.577

Vuelta	T. de vuelta	Dif. resp. 1º	Hora del día
(21) ALVAREZ PARDO, LANDER			
1	2:13.499	+6.536	10:51:27.351
2	2:13.191	+6.228	10:53:40.542
3	2:12.448	+5.485	10:55:52.990
4	2:09.135	+2.172	10:58:02.125
5	2:06.963		11:00:09.088
6	2:09.341	+2.378	11:02:18.429
7	2:07.734	+0.771	11:04:26.163
8	2:08.781	+1.818	11:06:34.944

Vuelta	T. de vuelta	Dif. resp. 1º	Hora del día
(7) ARTANO LASA, HARITZ			
1	2:19.177	+10.896	10:51:28.953
2	2:16.156	+7.875	10:53:45.109
3	2:14.559	+6.278	10:55:59.668
4	2:15.304	+7.023	10:58:14.972
5	2:14.046	+5.765	11:00:29.018
6	2:11.820	+3.539	11:02:40.838
7	2:08.787	+0.506	11:04:49.625
8	2:08.281		11:06:57.906

Vuelta	T. de vuelta	Dif. resp. 1º	Hora del día
(19) FERRER ARANTES, JOSE FCO			
1	2:20.297	+10.904	10:51:51.103
2	2:14.125	+4.732	10:54:05.228
3	2:16.567	+7.174	10:56:21.795
4	2:12.579	+3.186	10:58:34.374
5	2:16.478	+7.085	11:00:50.852
6	2:09.393		11:03:00.245
7	2:15.172	+5.779	11:05:15.417
8	2:18.500	+9.107	11:07:33.917

Vuelta	T. de vuelta	Dif. resp. 1º	Hora del día
(86) CASTAÑONDO IBARGUEN, DANIEL			
1	2:10.129		10:51:01.958
2	6:02.473	+3:52.344	10:57:04.431
3	5:47.994	+3:37.865	11:02:52.425

Vuelta	T. de vuelta	Dif. resp. 1º	Hora del día
(611) REMIRO MARTIN, ANARTZ			
1	2:50.760	+38.142	10:51:59.681
2	2:19.001	+6.383	10:54:18.682
3	2:12.618		10:56:31.300
4	2:14.431	+1.813	10:58:45.731
5	2:14.990	+2.372	11:01:00.721
6	2:15.187	+2.569	11:03:15.908
7	2:23.364	+10.746	11:05:39.272
8	2:27.805	+15.187	11:08:07.077

Vuelta	T. de vuelta	Dif. resp. 1º	Hora del día
(6) BRAVO ARRINDA, PAUL			
1	2:23.133	+4.061	10:51:23.946
2	2:24.956	+5.884	10:53:48.902
3	2:21.164	+2.092	10:56:10.066
4	2:20.654	+1.582	10:58:30.720
5	4:13.710	+1:54.638	11:02:44.430
6	2:19.072		11:05:03.502
7	2:19.548	+0.476	11:07:23.050

Vuelta	T. de vuelta	Dif. resp. 1º	Hora del día
(91) GUERRERO LLAMAS, JONATAN			



MOTOCUB FALCES



Motocross de Falces

Clasificado por vueltas

Campeonato Navarra & Euskadi & Aragón & Rioja

El Vedadillo 1,280 km

1ª MANGA MX 85-150

29/10/2017 13:00

Carrera (15:00 y 2 Vueltas) iniciado a 12:48:57

Pos.	Nº	Piloto	Vtas.	Total Tº	Dif.	Mejor Vta.	Clase
1	223	TORRIJO SIESO, DIEGO	10	19:04.743		1:54.120	MX85-150
2	368	LARRAÑAGA SAGREDO, UNAI	10	19:33.399	28.656	1:56.204	MX85-150
3	211	ALBISUA FUENTES, GILEN	10	19:43.583	38.840	1:56.403	MX85-150
4	425	PANZANO FERRER, SAMUEL	10	20:15.343	1:10.600	1:59.259	MX85-150
5	92	MEDRANO RODRIGUEZ, JOEL	10	20:31.850	1:27.107	2:00.804	MX85-150
6	840	REMIRO MARTIN, EGOI	10	20:53.853	1:49.110	2:02.854	MX85-150
7	611	REMIRO MARTIN, ANARTZ	9	20:01.090	1 Vuelta	2:12.963	MX85-150
8	28	GARCIA LEGUA, IVAN	9	20:13.642	1 Vuelta	2:12.070	MX85-150
9	6	BRAVO ARRINDA, PAUL	9	20:43.211	1 Vuelta	2:15.269	MX85-150
10	71	REJANO MOLINA, LANDER	9	21:14.989	1 Vuelta	2:16.781	MX85-150
11	27	GALAN MARTINEZ, VICTOR	7	22:00.319	3 Vueltas	2:57.212	MX85-150
12	86	CASTAÑONDO IBARGUEN, DANIEL	5	20:23.968	5 Vueltas	2:03.356	MX85-150
No clasificado (0% = 0 Vueltas)							
NT	22	URQUIOLA GOICOECHEA, ASIER	1	1:59.665	NT		MX85-150

Márgen de victoria	Velocidad media	Mejor tº de vuelta	Mejor Vel.	Mejor vuelta para
28.656	40,254	1:54.120	40,379	223 - TORRIJO SIESO, DIEGO

CronoSipp - Esteban.crono@gmail.com

Orbits



Impresos: 29/10/2017 13:11:54

Motocross de Falces

Campeonato Navarra & Euskadi & Aragon & Rioja

El Vedadillo 1,280 km

1ª MANGA MX 85-150

29/10/2017 13:00

Carrera (15:00 y 2 Vueltas) iniciado a 12:48:57

Vuelta	T. de vuelta	Dif. resp. 1º	Hora del día
(223) TORRIJO SIESO, DIEGO			
1			12:50:48.485
2	1:54.120		12:52:42.605
3	1:55.062	+0.942	12:54:37.667
4	1:54.696	+0.576	12:56:32.363
5	1:54.707	+0.587	12:58:27.070
6	1:54.665	+0.545	13:00:21.735
7	1:54.280	+0.160	13:02:16.015
8	1:56.339	+2.219	13:04:12.354
9	1:54.911	+0.791	13:06:07.265
10	1:54.983	+0.863	13:08:02.248

Vuelta	T. de vuelta	Dif. resp. 1º	Hora del día
(368) LARRAÑAGA SAGREDO, UNAI			
1			12:50:53.339
2	1:56.991	+0.787	12:52:50.330
3	1:57.353	+1.149	12:54:47.683
4	1:56.204		12:56:43.887
5	1:56.771	+0.567	12:58:40.658
6	1:56.315	+0.111	13:00:36.973
7	1:59.288	+3.084	13:02:36.261
8	1:56.897	+0.693	13:04:33.158
9	1:58.284	+2.080	13:06:31.442
10	1:59.462	+3.258	13:08:30.904

Vuelta	T. de vuelta	Dif. resp. 1º	Hora del día
(211) ALBISUA FUENTES, GILEN			
1			12:51:01.161
2	1:57.183	+0.780	12:52:58.344
3	1:59.060	+2.657	12:54:57.404
4	1:57.570	+1.167	12:56:54.974
5	1:57.705	+1.302	12:58:52.679
6	1:56.403		13:00:49.082
7	1:57.615	+1.212	13:02:46.697
8	1:57.685	+1.282	13:04:44.382
9	1:58.244	+1.841	13:06:42.626
10	1:58.462	+2.059	13:08:41.088

Vuelta	T. de vuelta	Dif. resp. 1º	Hora del día
(425) PANZANO FERRER, SAMUEL			
1			12:51:02.186
2	2:02.451	+3.192	12:53:04.637
3	2:00.584	+1.325	12:55:05.221
4	2:01.797	+2.538	12:57:07.018
5	2:01.601	+2.342	12:59:08.619
6	1:59.366	+0.107	13:01:07.985
7	1:59.259		13:03:07.244
8	2:02.382	+3.123	13:05:09.626
9	1:59.701	+0.442	13:07:09.327
10	2:03.521	+4.262	13:09:12.848

Vuelta	T. de vuelta	Dif. resp. 1º	Hora del día
(92) MEDRANO RODRIGUEZ, JOEL			
1			12:51:03.187
2	2:02.928	+2.124	12:53:06.115
3	2:04.432	+3.628	12:55:10.547
4	2:00.804		12:57:11.351
5	2:01.546	+0.742	12:59:12.897
6	2:01.785	+0.981	13:01:14.682
7	2:01.777	+0.973	13:03:16.459
8	2:03.953	+3.149	13:05:20.412
9	2:03.534	+2.730	13:07:23.946
10	2:05.409	+4.605	13:09:29.355

Vuelta	T. de vuelta	Dif. resp. 1º	Hora del día
(840) REMIRO MARTIN, EGOI			
1			12:51:04.887
2	2:03.400	+0.546	12:53:08.287
3	2:04.576	+1.722	12:55:12.863
4	2:02.854		12:57:15.717
5	2:05.382	+2.528	12:59:21.099
6	2:04.488	+1.634	13:01:25.587
7	2:04.208	+1.354	13:03:29.795
8	2:06.887	+4.033	13:05:36.682
9	2:07.056	+4.202	13:07:43.738
10	2:07.620	+4.766	13:09:51.358

Vuelta	T. de vuelta	Dif. resp. 1º	Hora del día
(611) REMIRO MARTIN, ANARTZ			

Vuelta	T. de vuelta	Dif. resp. 1º	Hora del día
1			12:51:04.424
2	2:12.963		12:53:17.387
3	2:14.583	+1.620	12:55:31.970
4	2:13.512	+0.549	12:57:45.482
5	2:14.334	+1.371	12:59:59.816
6	2:13.556	+0.593	13:02:13.372
7	2:15.106	+2.143	13:04:28.478
8	2:14.066	+1.103	13:06:42.544
9	2:16.051	+3.088	13:08:58.595

Vuelta	T. de vuelta	Dif. resp. 1º	Hora del día
(28) GARCIA LEGUA, IVAN			
1			12:51:11.885
2	2:16.090	+4.020	12:53:27.975
3	2:15.535	+3.465	12:55:43.510
4	2:13.529	+1.459	12:57:57.039
5	2:12.070		13:00:09.109
6	2:15.369	+3.299	13:02:24.478
7	2:15.812	+3.742	13:04:40.290
8	2:16.332	+4.262	13:06:56.622
9	2:14.525	+2.455	13:09:11.147

Vuelta	T. de vuelta	Dif. resp. 1º	Hora del día
(6) BRAVO ARRINDA, PAUL			
1			12:51:10.734
2	2:16.223	+0.954	12:53:26.957
3	2:15.937	+0.668	12:55:42.894
4	2:29.378	+14.109	12:58:12.272
5	2:16.929	+1.660	13:00:29.201
6	2:15.269		13:02:44.470
7	2:17.435	+2.166	13:05:01.905
8	2:18.530	+3.261	13:07:20.435
9	2:20.281	+5.012	13:09:40.716

Vuelta	T. de vuelta	Dif. resp. 1º	Hora del día
(71) REJANO MOLINA, LANDER			
1			12:51:19.005
2	2:19.119	+2.338	12:53:38.124
3	2:17.800	+1.019	12:55:55.924
4	2:18.931	+2.150	12:58:14.855
5	2:17.021	+0.240	13:00:31.876
6	2:16.781		13:02:48.657
7	2:44.504	+27.723	13:05:33.161
8	2:19.164	+2.383	13:07:52.325
9	2:20.169	+3.388	13:10:12.494

Vuelta	T. de vuelta	Dif. resp. 1º	Hora del día
(27) GALAN MARTINEZ, VICTOR			
1			12:52:30.878
2	3:13.092	+15.880	12:55:43.970
3	3:05.813	+8.601	12:58:49.783
4	3:05.000	+7.788	13:01:54.783
5	3:02.054	+4.842	13:04:56.837
6	3:03.775	+6.563	13:08:00.612
7	2:57.212		13:10:57.824

Vuelta	T. de vuelta	Dif. resp. 1º	Hora del día
(86) CASTAÑONDO IBARGUEN, DANIEL			
1			12:50:58.861
2	5:34.517	+3:31.161	12:56:33.378
3	8:37.731	+6:34.375	13:05:11.109
4	2:07.008	+3.652	13:07:18.117
5	2:03.356		13:09:21.473

Vuelta	T. de vuelta	Dif. resp. 1º	Hora del día
(22) URQUIOLA GOICOECHEA, ASIER			
1			12:50:57.170



Motocross de Falces

Clasificado por vueltas

Campeonato Navarra & Euskadi

El Vedadillo 1,280 km

2ª MANGA MX 85-150

29/10/2017 15:55

Carrera (15:00 y 2 Vueltas) iniciado a 15:29:43

Pos.	Nº	Piloto	Vtas.	Total Tº	Dif.	Mejor Vta.	Clase
1	223	TORRIJO SIESO, DIEGO	10	19:21.138		1:55.993	MX85-150
2	211	ALBISUA FUENTES, GILEN	10	19:52.265	31.127	1:57.939	MX85-150
3	368	LARRAÑAGA SAGREDO, UNAI	10	19:54.269	33.131	1:57.366	MX85-150
4	425	PANZANO FERRER, SAMUEL	10	20:22.567	1:01.429	1:59.019	MX85-150
5	86	CASTAÑONDO IBARGUEN, DANIEL	10	20:39.904	1:18.766	2:02.226	MX85-150
6	840	REMIRO MARTIN, EGOI	10	20:59.951	1:38.813	2:04.611	MX85-150
7	92	MEDRANO RODRIGUEZ, JOEL	10	21:12.939	1:51.801	2:05.247	MX85-150
8	611	REMIRO MARTIN, ANARTZ	9	20:15.382	1 Vuelta	2:13.629	MX85-150
9	28	GARCIA LEGUA, IVAN	9	20:34.642	1 Vuelta	2:16.763	MX85-150
10	6	BRAVO ARRINDA, PAUL	9	20:35.143	1 Vuelta	2:16.691	MX85-150
11	71	REJANO MOLINA, LANDER	9	20:44.772	1 Vuelta	2:16.036	MX85-150
12	27	GALAN MARTINEZ, VICTOR	7	21:36.846	3 Vueltas	3:02.282	MX85-150

Márgen de victoria	Velocidad media	Mejor tº de vuelta	Mejor Vel.	Mejor vuelta para
31.127	39,685	1:55.993	39,727	223 - TORRIJO SIESO, DIEGO



Motocross de Falces

Campeonato Navarra & Euskadi

El Vedadillo 1,280 km

2ª MANGA MX 85-150

29/10/2017 15:55

Carrera (15:00 y 2 Vueltas) iniciado a 15:29:43

Vuelta	T. de vuelta	Dif. resp. 1º	Hora del día
(223) TORRIJO SIESO, DIEGO			
1			15:31:31.081
2	1:56.156	+0.163	15:33:27.237
3	1:56.848	+0.855	15:35:24.085
4	1:56.059	+0.066	15:37:20.144
5	1:55.993		15:39:16.137
6	1:57.601	+1.608	15:41:13.738
7	1:56.238	+0.245	15:43:09.976
8	1:57.061	+1.068	15:45:07.037
9	1:57.294	+1.301	15:47:04.331
10	2:00.460	+4.467	15:49:04.791

Vuelta	T. de vuelta	Dif. resp. 1º	Hora del día
(211) ALBISUA FUENTES, GILEN			
1			15:31:37.321
2	1:59.777	+1.838	15:33:37.098
3	1:59.388	+1.449	15:35:36.486
4	1:58.901	+0.962	15:37:35.387
5	1:59.082	+1.143	15:39:34.469
6	1:59.964	+2.025	15:41:34.433
7	2:00.282	+2.343	15:43:34.715
8	2:01.049	+3.110	15:45:35.764
9	2:02.215	+4.276	15:47:37.979
10	1:57.939		15:49:35.918

Vuelta	T. de vuelta	Dif. resp. 1º	Hora del día
(368) LARRAÑAGA SAGREDO, UNAI			
1			15:31:44.827
2	2:01.821	+4.455	15:33:46.648
3	1:59.047	+1.681	15:35:45.695
4	1:58.937	+1.571	15:37:44.632
5	1:59.502	+2.136	15:39:44.134
6	1:58.311	+0.945	15:41:42.445
7	1:58.534	+1.168	15:43:40.979
8	2:00.734	+3.368	15:45:41.713
9	1:58.843	+1.477	15:47:40.556
10	1:57.366		15:49:37.922

Vuelta	T. de vuelta	Dif. resp. 1º	Hora del día
(425) PANZANO FERRER, SAMUEL			
1			15:31:39.885
2	2:02.390	+3.371	15:33:42.275
3	2:00.236	+1.217	15:35:42.511
4	1:59.019		15:37:41.530
5	2:10.019	+11.000	15:39:51.549
6	2:02.646	+3.627	15:41:54.195
7	2:03.457	+4.438	15:43:57.652
8	2:01.748	+2.729	15:45:59.400
9	2:03.094	+4.075	15:48:02.494
10	2:03.726	+4.707	15:50:06.220

Vuelta	T. de vuelta	Dif. resp. 1º	Hora del día
(86) CASTAÑONDO IBARGUEN, DANIEL			
1			15:31:42.848
2	2:02.710	+0.484	15:33:45.558
3	2:03.824	+1.598	15:35:49.382
4	2:04.870	+2.644	15:37:54.252
5	2:04.215	+1.989	15:39:58.467
6	2:03.152	+0.926	15:42:01.619
7	2:02.226		15:44:03.845
8	2:08.238	+6.012	15:46:12.083
9	2:04.885	+2.659	15:48:16.968
10	2:06.589	+4.363	15:50:23.557

Vuelta	T. de vuelta	Dif. resp. 1º	Hora del día
(840) REMIRO MARTIN, EGOI			
1			15:31:44.409
2	2:07.731	+3.120	15:33:52.140
3	2:06.603	+1.992	15:35:58.743
4	2:05.673	+1.062	15:38:04.416
5	2:05.566	+0.955	15:40:09.982
6	2:04.611		15:42:14.593
7	2:05.613	+1.002	15:44:20.206
8	2:05.578	+0.967	15:46:25.784
9	2:06.619	+2.008	15:48:32.403
10	2:11.201	+6.590	15:50:43.604

Vuelta	T. de vuelta	Dif. resp. 1º	Hora del día
(92) MEDRANO RODRIGUEZ, JOEL			

Vuelta	T. de vuelta	Dif. resp. 1º	Hora del día
1			15:31:41.625
2	2:08.175	+2.928	15:33:49.800
3	2:08.285	+3.038	15:35:58.085
4	2:08.998	+3.751	15:38:07.083
5	2:06.194	+0.947	15:40:13.277
6	2:05.247		15:42:18.524
7	2:06.589	+1.342	15:44:25.113
8	2:09.297	+4.050	15:46:34.410
9	2:09.347	+4.100	15:48:43.757
10	2:12.835	+7.588	15:50:56.592

Vuelta	T. de vuelta	Dif. resp. 1º	Hora del día
(611) REMIRO MARTIN, ANARTZ			
1			15:31:53.110
2	2:15.042	+1.413	15:34:08.152
3	2:13.629		15:36:21.781
4	2:13.941	+0.312	15:38:35.722
5	2:14.541	+0.912	15:40:50.263
6	2:16.038	+2.409	15:43:06.301
7	2:16.455	+2.826	15:45:22.756
8	2:16.561	+2.932	15:47:39.317
9	2:19.718	+6.089	15:49:59.035

Vuelta	T. de vuelta	Dif. resp. 1º	Hora del día
(28) GARCIA LEGUA, IVAN			
1			15:31:55.287
2	2:16.829	+0.066	15:34:12.116
3	2:19.929	+3.166	15:36:32.045
4	2:16.763		15:38:48.808
5	2:17.414	+0.651	15:41:06.222
6	2:16.793	+0.030	15:43:23.015
7	2:19.274	+2.511	15:45:42.289
8	2:17.448	+0.685	15:47:59.737
9	2:18.558	+1.795	15:50:18.295

Vuelta	T. de vuelta	Dif. resp. 1º	Hora del día
(6) BRAVO ARRINDA, PAUL			
1			15:31:57.743
2	2:18.713	+2.022	15:34:16.456
3	2:17.469	+0.778	15:36:33.925
4	2:17.833	+1.142	15:38:51.758
5	2:16.691		15:41:08.449
6	2:16.992	+0.301	15:43:25.441
7	2:18.166	+1.475	15:45:43.607
8	2:18.052	+1.361	15:48:01.659
9	2:17.137	+0.446	15:50:18.796

Vuelta	T. de vuelta	Dif. resp. 1º	Hora del día
(71) REJANO MOLINA, LANDER			
1			15:32:02.035
2	2:18.639	+2.603	15:34:20.674
3	2:17.894	+1.858	15:36:38.568
4	2:19.227	+3.191	15:38:57.795
5	2:16.036		15:41:13.831
6	2:17.365	+1.329	15:43:31.196
7	2:18.793	+2.757	15:45:49.989
8	2:18.712	+2.676	15:48:08.701
9	2:19.724	+3.688	15:50:28.425

Vuelta	T. de vuelta	Dif. resp. 1º	Hora del día
(27) GALAN MARTINEZ, VICTOR			
1			15:32:48.424
2	3:08.910	+6.628	15:35:57.334
3	3:05.039	+2.757	15:39:02.373
4	3:03.927	+1.645	15:42:06.300
5	3:03.438	+1.156	15:45:09.738
6	3:08.479	+6.197	15:48:18.217
7	3:02.282		15:51:20.499




Motocross de Falces

Campeonato Navarra & Euskadi

El Vedadillo 1,280 km

FINAL MX85-150



Pos.	Nº	Piloto	Total	1M	2M	Clase	Licencia
1	223	TORRIJO SIESO, DIEGO	50	25	25	MX85-150	52981-HU
2	211	ALBISUA FUENTES, GILEN	42	20	22	MX85-150	278981-VI
3	368	LARRAÑAGA SAGREDO, UNAI	42	22	20	MX85-150	279025-BI
4	425	PANZANO FERRER, SAMUEL	36	18	18	MX85-150	53023-HU
5	92	MEDRANO RODRIGUEZ, JOEL	30	16	14	MX85-150	235695-NA
6	840	REMIRO MARTIN, EGOI	30	15	15	MX85-150	276764-BI
7	611	REMIRO MARTIN, ANARTZ	27	14	13	MX85-150	276755-BI
8	86	CASTAÑONDO IBARGUEN, DANIEL	25	9	16	MX85-150	279008-BI
9	28	GARCIA LEGUA, IVAN	25	13	12	MX85-150	134919-L
10	6	BRAVO ARRINDA, PAUL	23	12	11	MX85-150	279035-BI
11	71	REJANO MOLINA, LANDER	21	11	10	MX85-150	279039-SS
12	27	GALAN MARTINEZ, VICTOR	19	10	9	MX85-150	52986-Z
NT	22	URQUIOLA GOICOECHEA, ASIER	0	0	--	MX85-150	279009-VI



MOTOCLUB FALCES



Motocross de Falces

Clasificado por mejor tiempo de vuelta


Campeonato Navarra & Euskadi

El Vedadillo 1,280 km

Clasicas

29/10/2017 11:35

Clasificación iniciado a 11:30:03



Pos.	Nº	Piloto	Tiempo	Dif. resp. 1º	Clase
1	83	HERNANDEZ CORDOBA, JOSE LUIS	2:01.823		CLASICAS
2	36	RIBES CASTELLS, JERONI	2:10.819	8.996	CLASICAS
3	11	OJANGUREN MARIN, JOSE ANTONIO	2:18.889	17.066	CLASICAS
4	613	ALDANA GOIKOETXEA, ANDER	2:19.148	17.325	CLASICAS
5	76	ECHEVARRIA LATATU, EDUARDO	2:19.643	17.820	CLASICAS
6	67	ALBERT OLMO, CESAR	2:20.193	18.370	CLASICAS
7	4	AMPURUA ZUNZUNEGUI, JOSE ANTONIO	2:22.605	20.782	CLASICAS
8	77	OYARZABAL CALPARSORO, JUAN JOSE	2:25.625	23.802	CLASICAS
9	25	ETXEARRIA GONZALEZ, ANDER	2:25.997	24.174	CLASICAS
10	15	AGIRRE OTADUI, RAUL	2:26.920	25.097	CLASICAS
11	19	GALDONA MACAZAGA, LEANDRO	2:28.316	26.493	CLASICAS
12	12	OJANGUREN MARIN, JUAN MANUEL	2:28.761	26.938	CLASICAS
13	33	ALDANA JAIO, DOROTEO	2:29.577	27.754	CLASICAS
14	57	PEÑA GONZALEZ, CHINDASVINTO	2:33.146	31.323	CLASICAS
15	133	AROSTEGUI GABIKAETXEARRIA, KEPKA	2:51.425	49.602	CLASICAS
16	127	VAREA ANGEL, ANGEL DANIEL	2:54.979	53.156	CLASICAS
17	79	HERNANDEZ BILBAO, JUAN JOSE	3:41.236	1:39.413	CLASICAS



Motocross de Falces

Campeonato Navarra & Euskadi

El Vedadillo 1,280 km

Clasicas

29/10/2017 11:35

Clasificación iniciado a 11:30:03

Vuelta	T. de vuelta	Dif. resp. 1°	Hora del día
(83) HERNANDEZ CORDOBA, JOSE LUIS			
1	2:06.774	+4.951	11:34:25.034
2	2:01.823		11:36:26.857
3	2:56.601	+54.778	11:39:23.458
(36) RIBES CASTELLS, JERONI			
1	2:13.771	+2.952	11:34:43.191
2	2:10.819		11:36:54.010
3	2:14.287	+3.468	11:39:08.297
4	2:10.834	+0.015	11:41:19.131
(11) OJANGUREN MARIN, JOSE ANTONIO			
1	2:22.971	+4.082	11:35:11.871
2	2:13.889		11:37:30.760
3	2:19.194	+0.305	11:39:49.954
(613) ALDANA GOIKOETXEA, ANDER			
1	2:29.262	+10.114	11:35:30.172
2	2:26.956	+7.808	11:37:57.128
3	2:19.148		11:40:16.276
(76) ECHEVARRIA LATATU, EDUARDO			
1	2:24.359	+4.716	11:35:28.170
2	2:19.643		11:37:47.813
3	2:21.575	+1.932	11:40:09.388
(67) ALBERT OLMO, CESAR			
1	2:24.384	+4.191	11:35:31.079
2	2:22.241	+2.048	11:37:53.320
3	2:20.193		11:40:13.513
(4) AMPURUA ZUNZUNEGUI, JOSE ANTONIO			
1	2:36.519	+13.914	11:35:43.640
2	2:22.605		11:38:06.245
3	2:23.080	+0.475	11:40:29.325
(77) OYARZABAL CALPARSORO, JUAN JOSE			
1	2:32.571	+6.946	11:35:38.666
2	2:25.625		11:38:04.291
3	2:29.933	+4.308	11:40:34.224
(25) ETXEBARRIA GONZALEZ, ANDER			
1	2:28.692	+2.695	11:35:19.067
2	2:30.391	+4.394	11:37:49.458
3	2:25.997		11:40:15.455
(15) AGIRRE OTADUI, RAUL			
1	2:28.439	+1.519	11:35:16.069
2	2:29.487	+2.567	11:37:45.556
3	2:26.920		11:40:12.476
(19) GALDONA MACAZAGA, LEANDRO			
1	2:31.928	+3.612	11:35:57.000
2	2:30.486	+2.170	11:38:27.486
3	2:28.316		11:40:55.802
(12) OJANGUREN MARIN, JUAN MANUEL			
1	2:31.281	+2.520	11:35:27.068
2	2:23.761		11:37:55.829
3	2:52.571	+23.810	11:40:48.400
(33) ALDANA JAIO, DOROTEO			
1	2:31.578	+2.001	11:35:55.812
2	2:29.610	+0.033	11:38:25.422
3	2:29.577		11:40:54.999
(57) PEÑA GONZALEZ, CHINDASVINTO			
1	2:34.156	+1.010	11:35:14.627
2	2:33.146		11:37:47.773
3	3:04.733	+31.587	11:40:52.506
(133) AROSTEGUI GABIKAE TXEBARRIA, KEPA			
1	2:51.425		11:36:14.167

Vuelta	T. de vuelta	Dif. resp. 1°	Hora del día
2	2:51.989	+0.564	11:39:06.156
3	2:56.119	+4.694	11:42:02.275

(127) VAREA ANGEL, ANGEL DANIEL			
Vuelta	T. de vuelta	Dif. resp. 1°	Hora del día
1	2:54.979		11:35:49.345
2	4:55.894	+2:00.915	11:40:45.239

(79) HERNANDEZ BILBAO, JUAN JOSE			
Vuelta	T. de vuelta	Dif. resp. 1°	Hora del día
1	3:41.236		11:39:29.276

Vuelta	T. de vuelta	Dif. resp. 1°	Hora del día
--------	--------------	---------------	--------------



MOTOCLUB FALCES



Motocross de Falces

Clasificado por vueltas

Campeonato Navarra & Euskadi & Aragón & Rioja

El Vedadillo 1,280 km

1ª Manga Clásicas

29/10/2017 14:20

Carrera (12:00 y 2 Vueltas) iniciado a 14:03:31

Pos.	Nº	Piloto	Vtas.	Total Tº	Dif.	Mejor Vta.	Clase
1	83	HERNANDEZ CORDOBA, JOSE LUIS	8	17:13.377		2:05.424	CLASICAS
2	36	RIBES CASTELLS, JERONI	8	17:24.997	11.620	2:09.125	CLASICAS
3	76	ECHEVARRIA LATATU, EDUARDO	8	17:27.013	13.636	2:08.558	CLASICAS
4	67	ALBERT OLMO, CESAR	8	18:12.916	59.539	2:14.905	CLASICAS
5	7	PEÑA SAINZ, ALEJANDRO	8	18:25.806	1:12.429	2:14.251	CLASICAS
6	15	AGIRRE OTADUI, RAUL	8	18:35.377	1:22.000	2:17.117	CLASICAS
7	11	OJANGUREN MARIN, JOSE ANTONIO	8	18:43.385	1:30.008	2:16.795	CLASICAS
8	25	ETXEARRIA GONZALEZ, ANDER	8	19:02.308	1:48.931	2:20.321	CLASICAS
9	33	ALDANA JAIO, DOROTEO	8	19:32.958	2:19.581	2:22.551	CLASICAS
10	19	GALDONA MACAZAGA, LEANDRO	7	17:24.089	1 Vuelta	2:25.716	CLASICAS
11	613	ALDANA GOIKOETXEA, ANDER	7	17:28.136	1 Vuelta	2:13.831	CLASICAS
12	77	OYARZABAL CALPARSORO, JUAN JOSE	7	17:49.580	1 Vuelta	2:28.597	CLASICAS
13	127	VAREA ANGEL, ANGEL DANIEL	7	17:53.779	1 Vuelta	2:27.270	CLASICAS
14	12	OJANGUREN MARIN, JUAN MANUEL	7	18:07.091	1 Vuelta	2:24.090	CLASICAS
No clasificado (60% = 5 Vueltas)							
NT	4	AMPURUA ZUNZUNEGUI, JOSE ANTONIO	5	12:21.614	NT	2:26.513	CLASICAS
NT	79	HERNANDEZ BILBAO, JUAN JOSE	1	3:01.239	NT		CLASICAS

Márgen de victoria	Velocidad media	Mejor tº de vuelta	Mejor Vel.	Mejor vuelta para
11.620	35,673	2:05.424	36,739	83 - HERNANDEZ CORDOBA, JOSE LUIS

CronoSipp - Esteban.crono@gmail.com

Orbits



Impresos: 29/10/2017 14:24:42

Motocross de Falces

Campeonato Navarra & Euskadi & Aragon & Rioja

El Vedadillo 1,280 km

1ª Manga Clásicas

29/10/2017 14:20

Carrera (12:00 y 2 Vueltas) iniciado a 14:03:31

Vuelta	T. de vuelta	Dif. resp. 1º	Hora del día
(83) HERNANDEZ CORDOBA, JOSE LUIS			
1			14:05:42.896
2	2:05.751	+0.327	14:07:48.647
3	2:08.386	+2.962	14:09:57.033
4	2:05.424		14:12:02.457
5	2:07.258	+1.834	14:14:09.715
6	2:08.381	+2.957	14:16:18.096
7	2:11.811	+6.387	14:18:29.907
8	2:14.532	+9.108	14:20:44.439

Vuelta	T. de vuelta	Dif. resp. 1º	Hora del día
(36) RIBES CASTELLS, JERONI			
1			14:05:42.547
2	2:12.842	+3.717	14:07:55.389
3	2:09.506	+0.381	14:10:04.895
4	2:11.492	+2.367	14:12:16.387
5	2:10.336	+1.211	14:14:26.723
6	2:09.871	+0.746	14:16:36.594
7	2:10.340	+1.215	14:18:46.934
8	2:09.125		14:20:56.059

Vuelta	T. de vuelta	Dif. resp. 1º	Hora del día
(76) ECHEVARRIA LATATU, EDUARDO			
1			14:05:43.525
2	2:13.161	+4.603	14:07:56.686
3	2:10.524	+1.966	14:10:07.210
4	2:12.270	+3.712	14:12:19.480
5	2:09.862	+1.304	14:14:29.342
6	2:08.558		14:16:37.900
7	2:09.608	+1.050	14:18:47.508
8	2:10.567	+2.009	14:20:58.075

Vuelta	T. de vuelta	Dif. resp. 1º	Hora del día
(67) ALBERT OLMO, CESAR			
1			14:05:46.516
2	2:17.715	+2.810	14:08:04.231
3	2:17.516	+2.611	14:10:21.747
4	2:15.565	+0.660	14:12:37.312
5	2:16.850	+1.945	14:14:54.162
6	2:14.905		14:17:09.067
7	2:16.747	+1.842	14:19:25.814
8	2:18.164	+3.259	14:21:43.978

Vuelta	T. de vuelta	Dif. resp. 1º	Hora del día
(7) PEÑA SAINZ, ALEJANDRO			
1			14:05:54.374
2	2:17.916	+3.665	14:08:12.290
3	2:17.565	+3.314	14:10:29.855
4	2:17.824	+3.573	14:12:47.679
5	2:15.842	+1.591	14:15:03.521
6	2:14.251		14:17:17.772
7	2:18.111	+3.860	14:19:35.883
8	2:20.985	+6.734	14:21:56.868

Vuelta	T. de vuelta	Dif. resp. 1º	Hora del día
(15) AGIRRE OTADUI, RAUL			
1			14:05:53.207
2	2:19.654	+2.537	14:08:12.861
3	2:17.820	+0.703	14:10:30.681
4	2:18.150	+1.033	14:12:48.831
5	2:17.117		14:15:05.948
6	2:20.465	+3.348	14:17:26.413
7	2:20.779	+3.662	14:19:47.192
8	2:19.247	+2.130	14:22:06.439

Vuelta	T. de vuelta	Dif. resp. 1º	Hora del día
(11) OJANGUREN MARIN, JOSE ANTONIO			
1			14:05:58.973
2	2:20.201	+3.406	14:08:19.174
3	2:21.280	+4.485	14:10:40.454
4	2:16.795		14:12:57.249
5	2:18.993	+2.198	14:15:16.242
6	2:19.655	+2.860	14:17:35.897
7	2:19.577	+2.782	14:19:55.474
8	2:18.973	+2.178	14:22:14.447

Vuelta	T. de vuelta	Dif. resp. 1º	Hora del día
(25) ETXEBARRIA GONZALEZ, ANDER			
1			14:05:52.321
2	2:25.904	+5.583	14:08:18.225

Vuelta	T. de vuelta	Dif. resp. 1º	Hora del día
3	2:21.867	+1.546	14:10:40.092
4	2:20.733	+0.412	14:13:00.825
5	2:20.321		14:15:21.146
6	2:23.158	+2.837	14:17:44.304
7	2:23.604	+3.283	14:20:07.908
8	2:25.462	+5.141	14:22:33.370

Vuelta	T. de vuelta	Dif. resp. 1º	Hora del día
(33) ALDANA JAIJO, DOROTEO			
1			14:06:03.658
2	2:24.843	+2.292	14:08:28.501
3	2:22.551		14:10:51.052
4	2:25.146	+2.595	14:13:16.198
5	2:24.091	+1.540	14:15:40.289
6	2:25.016	+2.465	14:18:05.305
7	2:29.755	+7.204	14:20:35.060
8	2:28.960	+6.409	14:23:04.020

Vuelta	T. de vuelta	Dif. resp. 1º	Hora del día
(19) GALDONA MACAZAGA, LEANDRO			
1			14:06:08.721
2	2:32.477	+6.761	14:08:41.198
3	2:27.887	+2.171	14:11:09.085
4	2:26.256	+0.540	14:13:35.341
5	2:28.318	+2.602	14:16:03.659
6	2:25.776	+0.060	14:18:29.435
7	2:25.716		14:20:55.151

Vuelta	T. de vuelta	Dif. resp. 1º	Hora del día
(613) ALDANA GOIKOETXEA, ANDER			
1			14:07:03.265
2	2:15.025	+1.194	14:09:18.290
3	2:13.831		14:11:32.121
4	2:16.827	+2.996	14:13:48.948
5	2:21.712	+7.881	14:16:10.660
6	2:23.453	+9.622	14:18:34.113
7	2:25.085	+11.254	14:20:59.198

Vuelta	T. de vuelta	Dif. resp. 1º	Hora del día
(77) OYARZABAL CALPARSORO, JUAN JOSE			
1			14:05:58.326
2	2:28.597		14:08:26.923
3	2:31.549	+2.952	14:10:58.472
4	2:35.699	+7.102	14:13:34.171
5	2:35.509	+6.912	14:16:09.680
6	2:40.911	+12.314	14:18:50.591
7	2:30.051	+1.454	14:21:20.642

Vuelta	T. de vuelta	Dif. resp. 1º	Hora del día
(127) VAREA ANGEL, ANGEL DANIEL			
1			14:06:09.903
2	2:31.979	+4.709	14:08:41.882
3	2:29.175	+1.905	14:11:11.057
4	2:27.270		14:13:38.327
5	2:31.713	+4.443	14:16:10.040
6	2:39.420	+12.150	14:18:49.460
7	2:35.381	+8.111	14:21:24.841

Vuelta	T. de vuelta	Dif. resp. 1º	Hora del día
(12) OJANGUREN MARIN, JUAN MANUEL			
1			14:06:09.454
2	2:27.750	+3.660	14:08:37.204
3	2:28.087	+3.997	14:11:05.291
4	2:29.496	+5.406	14:13:34.787
5	2:24.090		14:15:58.877
6	2:29.491	+5.401	14:18:28.368
7	3:09.785	+45.695	14:21:38.153

Vuelta	T. de vuelta	Dif. resp. 1º	Hora del día
(4) AMPURUA ZUNZUNEGUI, JOSE ANTONIO			
1			14:06:02.638
2	2:28.219	+1.706	14:08:30.857
3	2:28.354	+1.841	14:10:59.211
4	2:26.952	+0.439	14:13:26.163
5	2:26.513		14:15:52.676

Vuelta	T. de vuelta	Dif. resp. 1º	Hora del día
(79) HERNANDEZ BILBAO, JUAN JOSE			
1			14:06:32.301



MOTOCUB FALCES



Puntuable para la Federación Riojana y Aragonesa

Motocross de Falces

Clasificado por vueltas

Campeonato Navarra & Euskadi

El Vedadillo 1,280 km

2ª Manga Clásicas

29/10/2017 17:15

Carrera (12:00 y 2 Vueltas) iniciado a 16:43:32

Pos.	Nº	Piloto	Vtas.	Total Tº	Dif.	Mejor Vta.	Clase
1	83	HERNANDEZ CORDOBA, JOSE LUIS	8	17:21.650		2:02.710	CLASICAS
2	76	ECHEVARRIA LATATU, EDUARDO	8	17:31.837	10.187	2:08.950	CLASICAS
3	36	RIBES CASTELLS, JERONI	8	17:50.548	28.898	2:11.610	CLASICAS
4	7	PEÑA SAINZ, ALEJANDRO	8	17:56.212	34.562	2:12.517	CLASICAS
5	613	ALDANA GOIKOETXEA, ANDER	8	18:43.677	1:22.027	2:15.020	CLASICAS
6	11	OJANGUREN MARIN, JOSE ANTONIO	8	18:46.559	1:24.909	2:16.330	CLASICAS
7	25	ETXEBARRIA GONZALEZ, ANDER	8	18:53.294	1:31.644	2:17.611	CLASICAS
8	79	HERNANDEZ BILBAO, JUAN JOSE	8	19:10.213	1:48.563	2:11.691	CLASICAS
9	15	AGIRRE OTADUI, RAUL	8	19:16.115	1:54.465	2:20.143	CLASICAS
10	33	ALDANA JAIO, DOROTEO	8	19:22.908	2:01.258	2:21.988	CLASICAS
11	12	OJANGUREN MARIN, JUAN MANUEL	7	17:36.719	1 Vuelta	2:29.018	CLASICAS
12	77	OYARZABAL CALPARSORO, JUAN JOSE	7	18:42.035	1 Vuelta	2:30.495	CLASICAS
13	133	AROSTEGUI GABIKAETXEBARRIA, KEPA	6	18:30.969	2 Vueltas	2:57.929	CLASICAS

Márgen de victoria	Velocidad media	Mejor tº de vuelta	Mejor Vel.	Mejor vuelta para
10.187	35,390	2:02.710	37,552	83 - HERNANDEZ CORDOBA, JOSE LUIS

CronoSipp - Esteban.crono@gmail.com

Orbits



Impresos: 29/10/2017 17:09:13

Motocross de Falces

Campeonato Navarra & Euskadi

2ª Manga Clásicas

Carrera (12:00 y 2 Vueltas) iniciado a 16:43:32

El Vedadillo 1,280 km

29/10/2017 17:15

Vuelta T. de vuelta Dif. resp. 1º Hora del día

(83) HERNANDEZ CORDOBA, JOSE LUIS

1			16:45:46.914
2	2:02.710		16:47:49.624
3	2:06.201	+3.491	16:49:55.825
4	2:09.544	+6.834	16:52:05.369
5	2:06.631	+3.921	16:54:12.000
6	2:12.068	+9.358	16:56:24.068
7	2:12.260	+9.550	16:58:36.328
8	2:17.418	+14.708	17:00:53.746

(76) ECHEVARRIA LATATU, EDUARDO

1			16:45:45.042
2	2:11.484	+2.534	16:47:56.526
3	2:11.475	+2.525	16:50:08.001
4	2:08.950		16:52:16.951
5	2:11.828	+2.878	16:54:28.779
6	2:10.616	+1.666	16:56:39.395
7	2:12.074	+3.124	16:58:51.469
8	2:12.464	+3.514	17:01:03.933

(36) RIBES CASTELLS, JERONI

1			16:45:42.591
2	2:13.325	+1.715	16:47:55.916
3	2:11.610		16:50:07.526
4	2:13.689	+2.079	16:52:21.215
5	2:13.625	+2.015	16:54:34.840
6	2:13.818	+2.208	16:56:48.658
7	2:16.175	+4.565	16:59:04.833
8	2:17.811	+6.201	17:01:22.644

(7) PEÑA SAINZ, ALEJANDRO

1			16:45:44.480
2	2:16.806	+4.289	16:48:01.286
3	2:16.434	+3.917	16:50:17.720
4	2:15.687	+3.170	16:52:33.407
5	2:14.540	+2.023	16:54:47.947
6	2:15.184	+2.667	16:57:03.131
7	2:12.660	+0.143	16:59:15.791
8	2:12.517		17:01:28.308

(613) ALDANA GOIKOETXEA, ANDER

1			16:45:57.073
2	2:18.405	+3.385	16:48:15.478
3	2:16.211	+1.191	16:50:31.689
4	2:18.481	+3.461	16:52:50.170
5	2:25.682	+10.662	16:55:15.852
6	2:24.252	+9.232	16:57:40.104
7	2:15.020		16:59:55.124
8	2:20.649	+5.629	17:02:15.773

(11) OJANGUREN MARIN, JOSE ANTONIO

1			16:45:51.195
2	2:19.611	+3.281	16:48:10.806
3	2:18.651	+2.321	16:50:29.457
4	2:18.733	+2.403	16:52:48.190
5	2:16.330		16:55:04.520
6	2:18.695	+2.365	16:57:23.215
7	2:33.751	+17.421	16:59:56.966
8	2:21.689	+5.359	17:02:18.655

(25) ETXEBARRIA GONZALEZ, ANDER

1			16:45:49.961
2	2:17.611		16:48:07.572
3	2:20.483	+2.872	16:50:28.055
4	2:19.922	+2.311	16:52:47.977
5	2:21.358	+3.747	16:55:09.335
6	2:34.274	+16.663	16:57:43.609
7	2:19.674	+2.063	17:00:03.283
8	2:22.107	+4.496	17:02:25.390

(79) HERNANDEZ BILBAO, JUAN JOSE

1			16:45:52.229
2	2:16.248	+4.557	16:48:08.477

Vuelta T. de vuelta Dif. resp. 1º Hora del día

3	2:15.186	+3.495	16:50:23.663
4	2:15.954	+4.263	16:52:39.617
5	2:13.973	+2.282	16:54:53.590
6	2:11.986	+0.295	16:57:05.576
7	2:11.691		16:59:17.267
8	3:25.042	+1:13.351	17:02:42.309

(15) AGIRRE OTADUI, RAUL

1			16:46:15.820
2	2:21.668	+1.525	16:48:37.488
3	2:21.094	+0.951	16:50:58.582
4	2:22.062	+1.919	16:53:20.644
5	2:25.276	+5.133	16:55:45.920
6	2:20.143		16:58:06.063
7	2:20.593	+0.450	17:00:26.656
8	2:21.555	+1.412	17:02:48.211

(33) ALDANA JAIO, DOROTEO

1			16:46:01.876
2	2:24.170	+2.182	16:48:26.046
3	2:27.136	+5.148	16:50:53.182
4	2:25.686	+3.698	16:53:18.868
5	2:25.317	+3.329	16:55:44.185
6	2:23.847	+1.859	16:58:08.032
7	2:21.988		17:00:30.020
8	2:24.984	+2.996	17:02:55.004

(12) OJANGUREN MARIN, JUAN MANUEL

1			16:46:06.329
2	2:30.136	+1.118	16:48:36.465
3	2:33.155	+4.137	16:51:09.620
4	2:29.360	+0.342	16:53:38.980
5	2:29.891	+0.873	16:56:08.871
6	2:29.018		16:58:37.889
7	2:30.926	+1.908	17:01:08.815

(77) OYARZABAL CALPARSORO, JUAN JOSE

1			16:46:03.200
2	2:30.495		16:48:33.695
3	2:35.401	+4.906	16:51:09.096
4	2:44.489	+13.994	16:53:53.585
5	2:45.436	+14.941	16:56:39.021
6	2:48.625	+18.130	16:59:27.646
7	2:46.485	+15.990	17:02:14.131

(133) AROSTEGUI GABIKAETXEBARRIA, KEPA

1			16:46:37.960
2	2:57.929		16:49:35.889
3	3:01.438	+3.509	16:52:37.327
4	3:11.509	+13.580	16:55:48.836
5	3:11.518	+13.589	16:59:00.354
6	3:02.711	+4.782	17:02:03.065



MOTOCUB FALCES




Puntuable para la Federación Riojana y Aragonesa

Motocross de Falces

Campeonato Navarra & Euskadi

El Vedadillo 1,280 km

FINAL CLASICAS



Pos.	Nº	Piloto	Total	1M	2M	Clase	Licencia
1	83	HERNANDEZ CORDOBA, JOSE LUIS	50	25	25	CLASICAS	235813-NA
2	76	ECHEVARRIA LATATU, EDUARDO	42	20	22	CLASICAS	276996-BI-AMP
3	36	RIBES CASTELLS, JERONI	42	22	20	CLASICAS	135151-L
4	7	PEÑA SAINZ, ALEJANDRO	34	16	18	CLASICAS	276829-BI
5	11	OJANGUREN MARIN, JOSE ANTONIO	29	14	15	CLASICAS	279052-BI
6	15	AGIRRE OTADUI, RAUL	27	15	12	CLASICAS	279051-BI
7	25	ETXEBARRIA GONZALEZ, ANDER	27	13	14	CLASICAS	276937-VI-AMP
8	613	ALDANA GOIKOETXEA, ANDER	26	10	16	CLASICAS	276902-BI
9	33	ALDANA JAIO, DOROTEO	23	12	11	CLASICAS	279063-BI
10	67	ALBERT OLMO, CESAR	18	18	--	CLASICAS	247501-V
11	77	OYARZABAL CALPARSORO, JUAN JOSE	18	9	9	CLASICAS	279058-SS
12	12	OJANGUREN MARIN, JUAN MANUEL	17	7	10	CLASICAS	279053-BI
13	79	HERNANDEZ BILBAO, JUAN JOSE	13	0	13	CLASICAS	279013-BI
14	19	GALDONA MACAZAGA, LEANDRO	11	11	--	CLASICAS	279062-SS
15	133	AROSTEGUI GABIKAETXEBARRIA, KEPA	8	--	8	CLASICAS	276901-BI
16	127	VAREA ANGEL, ANGEL DANIEL	8	8	--	CLASICAS	241610-LO
NT	4	AMPURUA ZUNZUNEGUI, JOSE ANTONIO	0	0	--	CLASICAS	279032-BI





MOTOCUB FALCES



Motocross de Falces

Clasificado por mejor tiempo de vuelta


Campeonato Navarra & Euskadi

El Vedadillo 1,280 km

Crono 85-150 Y SUB 18 OPEN 125

29/10/2017 10:50

Clasificación (20:00 Tiempo) iniciado a 10:46:22



Pos.	Nº	Piloto	Tiempo	Dif. resp. 1º	Clase
1	31	OLAETA AGUIRRE, ALEXANDER	1:50.111		SUB-18
2	34	EROSTARBE OCHOA, JUAN	1:51.736	1.625	SUB-18
3	223	TORRIJO SIESO, DIEGO	1:53.408	3.297	MX85-150
4	72	GOMEZ IRUSTA, DAVID	1:54.054	3.943	SUB-18
5	391	ROMERO BOULANDIER, YELCO	1:54.409	4.298	SUB-18
6	211	ALBISUA FUENTES, GILEN	1:57.660	7.549	MX85-150
7	22	URQUIOLA GOICOECHEA, ASIER	1:57.976	7.865	MX85-150
8	368	LARRAÑAGA SAGREDO, UNAI	1:58.238	8.127	MX85-150
9	425	PANZANO FERRER, SAMUEL	2:03.127	13.016	MX85-150
10	500	MORILLA SANJUAN, DANIEL	2:04.223	14.112	SUB-18
11	111	MENE MANERO, NICOLAS	2:04.542	14.431	SUB-18
12	92	MEDRANO RODRIGUEZ, JOEL	2:04.791	14.680	MX85-150
13	840	REMIRO MARTIN, EGOI	2:05.637	15.526	MX85-150
14	21	ALVAREZ PARDO, LANDER	2:06.963	16.852	125 Open
15	7	ARTANO LASA, HARITZ	2:08.281	18.170	SUB-18
16	19	FERRER ARANTES, JOSE FCO	2:09.393	19.282	SUB-18
17	86	CASTAÑONDO IBARGUEN, DANIEL	2:10.129	20.018	MX85-150
18	611	REMIRO MARTIN, ANARTZ	2:12.618	22.507	MX85-150
19	6	BRAVO ARRINDA, PAUL	2:19.072	28.961	MX85-150
20	91	GUERRERO LLAMAS, JONATAN	2:20.409	30.298	125 Open
21	28	GARCIA LEGUA, IVAN	2:24.003	33.892	MX85-150
22	71	REJANO MOLINA, LANDER	2:25.774	35.663	MX85-150
23	27	GALAN MARTINEZ, VICTOR	3:37.886	1:47.775	MX85-150



Motocross de Falces

Campeonato Navarra & Euskadi

El Vedadillo 1,280 km

Crono 85-150 Y SUB 18 OPEN 125

29/10/2017 10:50

Clasificación (20:00 Tiempo) iniciado a 10:46:22

Vuelta	T. de vuelta	Dif. resp. 1º	Hora del día
(31) OLAETA AGUIRRE, ALEXANDER			
1	1:56.714	+6.603	10:50:23.580
2	1:50.111		10:52:13.691
3	2:00.657	+10.546	10:54:14.348
4	2:03.068	+12.957	10:56:17.416
5	1:50.942	+0.831	10:58:08.358
6	2:15.822	+25.711	11:00:24.180
7	2:06.732	+16.621	11:02:30.912
8	1:51.171	+1.060	11:04:22.083
9	2:08.616	+18.505	11:06:30.699

Vuelta	T. de vuelta	Dif. resp. 1º	Hora del día
(34) EROSTARBE OCHOA, JUAN			
1	2:04.317	+12.581	10:51:06.761
2	2:00.230	+8.494	10:53:06.991
3	1:58.957	+7.221	10:55:05.948
4	1:54.380	+2.644	10:57:00.328
5	2:18.051	+26.315	10:59:18.379
6	2:16.931	+25.195	11:01:35.310
7	1:51.736		11:03:27.046
8	2:20.300	+28.564	11:05:47.346
9	1:52.023	+0.287	11:07:39.369

Vuelta	T. de vuelta	Dif. resp. 1º	Hora del día
(223) TORRIJO SIESO, DIEGO			
1	1:59.006	+5.598	10:50:25.506
2	1:53.505	+0.097	10:52:19.011
3	1:55.951	+2.543	10:54:14.962
4	2:03.746	+10.338	10:56:18.708
5	1:58.015	+4.607	10:58:16.723
6	1:59.264	+5.856	11:00:15.987
7	1:57.772	+4.364	11:02:13.759
8	1:53.408		11:04:07.167
9	2:09.595	+16.187	11:06:16.762
10	2:01.472	+8.064	11:08:18.234

Vuelta	T. de vuelta	Dif. resp. 1º	Hora del día
(72) GOMEZ IRUSTA, DAVID			
1	2:06.850	+12.796	10:50:57.268
2	2:01.608	+7.554	10:52:58.876
3	2:03.508	+9.454	10:55:02.384
4	1:54.204	+0.150	10:56:56.588
5	1:55.203	+1.149	10:58:51.791
6	2:18.498	+24.444	11:01:10.289
7	2:03.462	+9.408	11:03:13.751
8	1:54.054		11:05:07.805
9	2:13.580	+19.526	11:07:21.385

Vuelta	T. de vuelta	Dif. resp. 1º	Hora del día
(391) ROMERO BOULANDIER, YELCO			
1	1:59.911	+5.502	10:51:02.712
2	1:58.753	+4.344	10:53:01.465
3	3:41.799	+1:47.390	10:56:43.264
4	1:54.409		10:58:37.673
5	2:03.355	+8.946	11:00:41.028
6	2:38.846	+44.437	11:03:19.874
7	2:36.970	+42.561	11:05:56.844
8	1:58.071	+3.662	11:07:54.915

Vuelta	T. de vuelta	Dif. resp. 1º	Hora del día
(211) ALBISUA FUENTES, GILEN			
1	2:03.315	+5.655	10:50:43.213
2	1:59.775	+2.115	10:52:42.988
3	2:29.939	+32.279	10:55:12.927
4	2:22.249	+24.589	10:57:35.176
5	1:59.674	+2.014	10:59:34.850
6	2:10.475	+12.815	11:01:45.325
7	1:57.660		11:03:42.985
8	2:30.376	+32.716	11:06:13.361
9	2:13.416	+15.756	11:08:26.777

Vuelta	T. de vuelta	Dif. resp. 1º	Hora del día
(22) URQUIOLA GOICOECHEA, ASIER			
1	2:09.996	+12.020	10:51:00.168
2	2:04.168	+6.192	10:53:04.336
3	2:10.875	+12.899	10:55:15.211
4	2:45.765	+47.789	10:58:00.976
5	1:58.357	+0.381	10:59:59.333
6	2:10.876	+12.900	11:02:10.209

Vuelta	T. de vuelta	Dif. resp. 1º	Hora del día
7	2:57.222	+59.246	11:05:07.431
8	1:57.976		11:07:05.407
(368) LARRAÑAGA SAGREDO, UNAI			
1	2:11.593	+13.355	10:50:56.724
2	2:04.957	+6.719	10:53:01.681
3	2:09.612	+11.374	10:55:11.293
4	2:00.414	+2.176	10:57:11.707
5	2:02.965	+4.727	10:59:14.672
6	1:59.111	+0.873	11:01:13.783
7	1:58.238		11:03:12.021
8	2:53.306	+55.068	11:06:05.327
9	2:05.860	+7.622	11:08:11.187

Vuelta	T. de vuelta	Dif. resp. 1º	Hora del día
(425) PANZANO FERRER, SAMUEL			
1	2:09.232	+6.105	10:50:50.962
2	2:04.253	+1.126	10:52:55.215
3	2:19.909	+16.782	10:55:15.124
4	2:11.377	+8.250	10:57:26.501
5	2:03.127		10:59:29.628
6	2:04.629	+1.502	11:01:34.257
7	2:22.835	+19.708	11:03:57.092
8	2:10.407	+7.280	11:06:07.499
9	2:08.973	+5.846	11:08:16.472

Vuelta	T. de vuelta	Dif. resp. 1º	Hora del día
(500) MORILLA SANJUAN, DANIEL			
1	2:15.069	+10.846	10:51:26.256
2	2:09.486	+5.263	10:53:35.742
3	2:06.277	+2.054	10:55:42.019
4	2:04.223		10:57:46.242
5	2:46.389	+42.166	11:00:32.631
6	3:44.264	+1:40.041	11:04:16.895
7	3:12.973	+1:08.750	11:07:29.868

Vuelta	T. de vuelta	Dif. resp. 1º	Hora del día
(111) MENE MANERO, NICOLAS			
1	2:12.250	+7.708	10:51:37.249
2	2:09.476	+4.934	10:53:46.725
3	2:13.126	+8.584	10:55:59.851
4	2:05.822	+1.280	10:58:05.673
5	2:04.542		11:00:10.215
6	2:05.360	+0.818	11:02:15.575
7	2:04.629	+0.087	11:04:20.204
8	2:05.391	+0.849	11:06:25.595

Vuelta	T. de vuelta	Dif. resp. 1º	Hora del día
(92) MEDRANO RODRIGUEZ, JOEL			
1	2:17.491	+12.700	10:51:29.347
2	2:11.510	+6.719	10:53:40.857
3	2:35.913	+31.122	10:56:16.770
4	2:07.924	+3.133	10:58:24.694
5	2:04.935	+0.144	11:00:29.629
6	2:05.515	+0.724	11:02:35.144
7	2:04.791		11:04:39.935
8	2:04.880	+0.089	11:06:44.815

Vuelta	T. de vuelta	Dif. resp. 1º	Hora del día
(840) REMIRO MARTIN, EGOI			
1	2:10.777	+5.140	10:51:17.184
2	2:10.376	+4.739	10:53:27.560
3	2:09.904	+4.267	10:55:37.464
4	2:07.524	+1.887	10:57:44.988
5	2:29.479	+23.842	11:00:14.467
6	2:19.004	+13.367	11:02:33.471
7	2:05.637		11:04:39.108
8	2:07.469	+1.832	11:06:46.577

Vuelta	T. de vuelta	Dif. resp. 1º	Hora del día
(21) ALVAREZ PARDO, LANDER			
1	2:13.499	+6.536	10:51:27.351
2	2:13.191	+6.228	10:53:40.542
3	2:12.448	+5.485	10:55:52.990
4	2:09.135	+2.172	10:58:02.125
5	2:06.963		11:00:09.088
6	2:09.341	+2.378	11:02:18.429
7	2:07.734	+0.771	11:04:26.163
8	2:08.781	+1.818	11:06:34.944

Vuelta	T. de vuelta	Dif. resp. 1º	Hora del día
(7) ARTANO LASA, HARITZ			
1	2:19.177	+10.896	10:51:28.953
2	2:16.156	+7.875	10:53:45.109
3	2:14.559	+6.278	10:55:59.668
4	2:15.304	+7.023	10:58:14.972
5	2:14.046	+5.765	11:00:29.018
6	2:11.820	+3.539	11:02:40.838
7	2:08.787	+0.506	11:04:49.625
8	2:08.281		11:06:57.906

Vuelta	T. de vuelta	Dif. resp. 1º	Hora del día
(19) FERRER ARANTES, JOSE FCO			
1	2:20.297	+10.904	10:51:51.103
2	2:14.125	+4.732	10:54:05.228
3	2:16.567	+7.174	10:56:21.795
4	2:12.579	+3.186	10:58:34.374
5	2:16.478	+7.085	11:00:50.852
6	2:09.393		11:03:00.245
7	2:15.172	+5.779	11:05:15.417
8	2:18.500	+9.107	11:07:33.917

Vuelta	T. de vuelta	Dif. resp. 1º	Hora del día
(86) CASTAÑONDO IBARGUEN, DANIEL			
1	2:10.129		10:51:01.958
2	6:02.473	+3:52.344	10:57:04.431
3	5:47.994	+3:37.865	11:02:52.425

Vuelta	T. de vuelta	Dif. resp. 1º	Hora del día
(611) REMIRO MARTIN, ANARTZ			
1	2:50.760	+38.142	10:51:59.681
2	2:19.001	+6.383	10:54:18.682
3	2:12.618		10:56:31.300
4	2:14.431	+1.813	10:58:45.731
5	2:14.990	+2.372	11:01:00.721
6	2:15.187	+2.569	11:03:15.908
7	2:23.364	+10.746	11:05:39.272
8	2:27.805	+15.187	11:08:07.077

Vuelta	T. de vuelta	Dif. resp. 1º	Hora del día
(6) BRAVO ARRINDA, PAUL			
1	2:23.133	+4.061	10:51:23.946
2	2:24.956	+5.884	10:53:48.902
3	2:21.164	+2.092	10:56:10.066
4	2:20.654	+1.582	10:58:30.720
5	4:13.710	+1:54.638	11:02:44.430
6	2:19.072		11:05:03.502
7	2:19.548	+0.476	11:07:23.050

Vuelta	T. de vuelta	Dif. resp. 1º	Hora del día
(91) GUERRERO LLAMAS, JONATAN			



MOTOCLUB FALCES



Motocross de Falces

Clasificado por vueltas

Campeonato Navarra & Euskadi & Aragón & Rioja

El Vedadillo 1,280 km

1ª MANGA SUB-18+ OPEN 125

29/10/2017 13:25

Carrera (20:00 y 2 Vueltas) iniciado a 13:11:42

Pos.	Nº	Piloto	Vtas.	Total Tº	Dif.	Mejor Vta.	Clase
1	31	OLAETA AGUIRRE, ALEXANDER	13	24:13.560		1:49.090	SUB-18
2	72	GOMEZ IRUSTA, DAVID	13	24:37.764	24.204	1:51.705	SUB-18
3	34	EROSTARBE OCHOA, JUAN	13	24:43.560	30.000	1:52.483	SUB-18
4	391	ROMERO BOULANDIER, YELCO	13	25:41.659	1:28.099	1:54.983	SUB-18
5	500	MORILLA SANJUAN, DANIEL	12	24:29.571	1 Vuelta	2:00.216	SUB-18
6	111	MENE MANERO, NICOLAS	12	24:39.138	1 Vuelta	2:00.401	SUB-18
7	21	ALVAREZ PARDO, LANDER	12	24:42.370	1 Vuelta	2:00.828	125 Open
8	19	FERRER ARANTES, JOSE FCO	12	25:22.532	1 Vuelta	2:03.094	SUB-18
9	91	GUERRERO LLAMAS, JONATAN	11	24:32.789	2 Vueltas	2:08.257	125 Open
10	7	ARTANO LASA, HARITZ	10	26:14.230	3 Vueltas	2:07.242	SUB-18

Márgen de victoria	Velocidad media	Mejor tº de vuelta	Mejor Vel.	Mejor vuelta para
24.204	41,212	1:49.090	42,240	31 - OLAETA AGUIRRE, ALEXANI

CronoSipp - Esteban.crono@gmail.com

Orbits



Motocross de Falces

Campeonato Navarra & Euskadi & Aragon & Rioja

El Vedadillo 1,280 km

1ª MANGA SUB-18+ OPEN 125

29/10/2017 13:25

Carrera (20:00 y 2 Vueltas) iniciado a 13:11:42

Vuelta	T. de vuelta	Dif. resp. 1°	Hora del día
(31) OLAETA AGUIRRE, ALEXANDER			
1			13:13:30.581
2	1:50.001	+0.911	13:15:20.582
3	1:49.090		13:17:09.672
4	1:50.527	+1.437	13:19:00.199
5	1:50.190	+1.100	13:20:50.389
6	1:51.222	+2.132	13:22:41.611
7	1:51.470	+2.380	13:24:33.081
8	1:52.540	+3.450	13:26:25.621
9	1:52.920	+3.830	13:28:18.541
10	1:53.936	+4.846	13:30:12.477
11	1:53.043	+3.953	13:32:05.520
12	1:55.125	+6.035	13:34:00.645
13	1:54.994	+5.904	13:35:55.639

Vuelta	T. de vuelta	Dif. resp. 1°	Hora del día
(72) GOMEZ IRUSTA, DAVID			
1			13:13:32.438
2	1:52.663	+0.958	13:15:25.101
3	1:52.510	+0.805	13:17:17.611
4	1:51.705		13:19:09.316
5	1:53.361	+1.656	13:21:02.677
6	1:53.189	+1.484	13:22:55.866
7	1:54.623	+2.918	13:24:50.489
8	1:54.716	+3.011	13:26:45.205
9	1:54.038	+2.333	13:28:39.243
10	1:55.659	+3.954	13:30:34.902
11	1:54.375	+2.670	13:32:29.277
12	1:54.083	+2.378	13:34:23.360
13	1:56.483	+4.778	13:36:19.843

Vuelta	T. de vuelta	Dif. resp. 1°	Hora del día
(34) EROSTARBE OCHOA, JUAN			
1			13:13:36.165
2	1:53.010	+0.527	13:15:29.175
3	1:53.246	+0.763	13:17:22.421
4	1:54.814	+2.331	13:19:17.235
5	1:53.881	+1.398	13:21:11.116
6	1:52.483		13:23:03.599
7	1:53.427	+0.944	13:24:57.026
8	1:53.915	+1.432	13:26:50.941
9	1:54.433	+1.950	13:28:45.374
10	1:54.369	+1.886	13:30:39.743
11	1:54.478	+1.995	13:32:34.221
12	1:55.765	+3.282	13:34:29.986
13	1:55.653	+3.170	13:36:25.639

Vuelta	T. de vuelta	Dif. resp. 1°	Hora del día
(391) ROMERO BOULANDIER, YELCO			
1			13:13:38.966
2	1:55.296	+0.313	13:15:34.262
3	1:54.983		13:17:29.245
4	1:55.207	+0.224	13:19:24.452
5	1:56.912	+1.929	13:21:21.364
6	2:06.815	+11.832	13:23:28.179
7	1:58.345	+3.362	13:25:26.524
8	1:58.491	+3.508	13:27:25.015
9	1:59.816	+4.833	13:29:24.831
10	1:59.923	+4.940	13:31:24.754
11	1:59.992	+5.009	13:33:24.746
12	1:59.474	+4.491	13:35:24.220
13	1:59.518	+4.535	13:37:23.738

Vuelta	T. de vuelta	Dif. resp. 1°	Hora del día
(500) MORILLA SANJUAN, DANIEL			
1			13:13:40.021
2	2:00.990	+0.774	13:15:41.011
3	2:00.216		13:17:41.227
4	2:00.380	+0.164	13:19:41.607
5	2:02.348	+2.132	13:21:43.955
6	2:03.725	+3.509	13:23:47.680
7	2:03.606	+3.390	13:25:51.286
8	2:04.834	+4.618	13:27:56.120
9	2:04.007	+3.791	13:30:00.127
10	2:02.409	+2.193	13:32:02.536
11	2:04.104	+3.888	13:34:06.640
12	2:05.010	+4.794	13:36:11.650

Vuelta	T. de vuelta	Dif. resp. 1°	Hora del día
(111) MENE MANERO, NICOLAS			
1			13:13:48.634
2	2:05.613	+5.212	13:15:54.247
3	2:01.501	+1.100	13:17:55.748
4	2:04.043	+3.642	13:19:59.791
5	2:03.822	+3.421	13:22:03.613
6	2:04.244	+3.843	13:24:07.857
7	2:02.781	+2.380	13:26:10.638
8	2:02.239	+1.838	13:28:12.877
9	2:02.690	+2.289	13:30:15.567
10	2:03.124	+2.723	13:32:18.691
11	2:02.125	+1.724	13:34:20.816
12	2:00.401		13:36:21.217

Vuelta	T. de vuelta	Dif. resp. 1°	Hora del día
(21) ALVAREZ PARDO, LANDER			
1			13:13:42.740
2	2:01.027	+0.199	13:15:43.767
3	2:00.828		13:17:44.595
4	2:01.515	+0.687	13:19:46.110
5	2:03.671	+2.843	13:21:49.781
6	2:04.240	+3.412	13:23:54.021
7	2:04.584	+3.756	13:25:58.605
8	2:03.724	+2.896	13:28:02.329
9	2:05.423	+4.595	13:30:07.752
10	2:05.385	+4.557	13:32:13.137
11	2:03.258	+2.430	13:34:16.395
12	2:08.054	+7.226	13:36:24.449

Vuelta	T. de vuelta	Dif. resp. 1°	Hora del día
(19) FERRER ARANTES, JOSE FCO			
1			13:13:50.050
2	2:06.913	+3.819	13:15:56.963
3	2:03.094		13:18:00.057
4	2:05.544	+2.450	13:20:05.601
5	2:06.566	+3.472	13:22:12.167
6	2:07.437	+4.343	13:24:19.604
7	2:07.880	+4.786	13:26:27.484
8	2:06.411	+3.317	13:28:33.895
9	2:04.569	+1.475	13:30:38.464
10	2:06.986	+3.892	13:32:45.450
11	2:06.625	+3.531	13:34:52.075
12	2:12.536	+9.442	13:37:04.611

Vuelta	T. de vuelta	Dif. resp. 1°	Hora del día
(91) GUERRERO LLAMAS, JONATAN			
1			13:13:47.875
2	2:09.757	+1.500	13:15:57.632
3	2:08.257		13:18:05.889
4	2:09.052	+0.795	13:20:14.941
5	2:14.012	+5.755	13:22:28.953
6	2:15.478	+7.221	13:24:44.431
7	2:22.717	+14.460	13:27:07.148
8	2:16.593	+8.336	13:29:23.741
9	2:18.199	+9.942	13:31:41.940
10	2:17.178	+8.921	13:33:59.118
11	2:15.750	+7.493	13:36:14.868

Vuelta	T. de vuelta	Dif. resp. 1°	Hora del día
(7) ARTANO LASA, HARITZ			
1			13:13:51.516
2	2:07.242		13:15:58.758
3	2:07.615	+0.373	13:18:06.373
4	2:11.243	+4.001	13:20:17.616
5	2:23.235	+15.993	13:22:40.851
6	2:15.712	+8.470	13:24:56.563
7	2:17.853	+10.611	13:27:14.416
8	3:14.942	+1:07.700	13:30:29.358
9	3:32.866	+1:25.624	13:34:02.224
10	3:54.085	+1:46.843	13:37:56.309



Motocross de Falces

Clasificado por vueltas

Campeonato Navarra & Euskadi

El Vedadillo 1,280 km

2ª MANGA SUB 18+OPEN 125

29/10/2017 16:20

Carrera (20:00 y 2 Vueltas) iniciado a 15:52:11

Pos.	Nº	Piloto	Vtas.	Total Tº	Dif.	Mejor Vta.	Clase
1	31	OLAETA AGUIRRE, ALEXANDER	13	24:16.390		1:49.652	SUB-18
2	72	GOMEZ IRUSTA, DAVID	13	25:17.195	1:00.805	1:53.968	SUB-18
3	34	EROSTARBE OCHOA, JUAN	13	25:52.514	1:36.124	1:55.947	SUB-18
4	391	ROMERO BOULANDIER, YELCO	13	26:00.296	1:43.906	1:57.275	SUB-18
5	500	MORILLA SANJUAN, DANIEL	12	24:35.299	1 Vuelta	2:01.259	SUB-18
6	19	FERRER ARANTES, JOSE FCO	12	25:38.365	1 Vuelta	2:05.985	SUB-18
7	91	GUERRERO LLAMAS, JONATAN	11	25:44.452	2 Vueltas	2:17.615	125 Open
No clasificado (60% = 8 Vueltas)							
NT	111	MENE MANERO, NICOLAS	9	18:43.999	NT	2:02.602	SUB-18
NT	21	ALVAREZ PARDO, LANDER	2	4:10.828	NT	2:04.604	125 Open

Márgen de victoria	Velocidad media	Mejor tº de vuelta	Mejor Vel.	Mejor vuelta para
1:00.805	41,132	1:49.652	42,024	31 - OLAETA AGUIRRE, ALEXANDER



Motocross de Falces

Campeonato Navarra & Euskadi

El Vedadillo 1,280 km

2ª MANGA SUB 18+ OPEN 125

29/10/2017 16:20

Carrera (20:00 y 2 Vueltas) iniciado a 15:52:11

Vuelta T. de vuelta Dif. resp. 1º Hora del día

(31) OLAETA AGUIRRE, ALEXANDER

Vuelta	T. de vuelta	Dif. resp. 1º	Hora del día
1			15:54:01.548
2	1:52.236	+2.584	15:55:53.784
3	1:50.428	+0.776	15:57:44.212
4	1:51.274	+1.622	15:59:35.486
5	1:51.896	+2.244	16:01:27.382
6	1:52.686	+3.034	16:03:20.068
7	1:51.398	+1.746	16:05:11.466
8	1:52.594	+2.942	16:07:04.060
9	1:53.681	+4.029	16:08:57.741
10	1:52.827	+3.175	16:10:50.568
11	1:53.009	+3.357	16:12:43.577
12	1:54.228	+4.576	16:14:37.805
13	1:49.652		16:16:27.457

(72) GOMEZ IRUSTA, DAVID

Vuelta	T. de vuelta	Dif. resp. 1º	Hora del día
1			15:54:05.627
2	1:55.321	+1.353	15:56:00.948
3	1:53.968		15:57:54.916
4	1:54.595	+0.627	15:59:49.511
5	1:54.384	+0.416	16:01:43.895
6	1:54.926	+0.958	16:03:38.821
7	1:55.773	+1.805	16:05:34.594
8	1:56.671	+2.703	16:07:31.265
9	1:59.162	+5.194	16:09:30.427
10	1:57.829	+3.861	16:11:28.256
11	1:57.014	+3.046	16:13:25.270
12	2:00.382	+6.414	16:15:25.652
13	2:02.610	+8.642	16:17:28.262

(34) EROSTARBE OCHOA, JUAN

Vuelta	T. de vuelta	Dif. resp. 1º	Hora del día
1			15:54:13.416
2	1:56.875	+0.928	15:56:10.291
3	1:55.947		15:58:06.238
4	1:58.976	+3.029	16:00:05.214
5	1:59.111	+3.164	16:02:04.325
6	1:57.601	+1.654	16:04:01.926
7	1:58.848	+2.901	16:06:00.774
8	1:57.956	+2.009	16:07:58.730
9	2:00.703	+4.756	16:09:59.433
10	2:01.444	+5.497	16:12:00.877
11	1:59.049	+3.102	16:13:59.926
12	2:00.633	+4.686	16:16:00.559
13	2:03.022	+7.075	16:18:03.581

(391) ROMERO BOULANDIER, YELCO

Vuelta	T. de vuelta	Dif. resp. 1º	Hora del día
1			15:54:13.821
2	2:01.345	+4.070	15:56:15.166
3	2:01.876	+4.601	15:58:17.042
4	1:57.275		16:00:14.317
5	1:57.742	+0.467	16:02:12.059
6	1:59.146	+1.871	16:04:11.205
7	1:58.979	+1.704	16:06:10.184
8	2:00.138	+2.863	16:08:10.322
9	1:59.565	+2.290	16:10:09.887
10	1:59.627	+2.352	16:12:09.514
11	1:59.445	+2.170	16:14:08.959
12	2:01.456	+4.181	16:16:10.415
13	2:00.948	+3.673	16:18:11.363

(500) MORILLA SANJUAN, DANIEL

Vuelta	T. de vuelta	Dif. resp. 1º	Hora del día
1			15:54:11.110
2	2:02.141	+0.882	15:56:13.251
3	2:03.364	+2.105	15:58:16.615
4	2:04.123	+2.864	16:00:20.738
5	2:01.820	+0.561	16:02:22.558
6	2:01.788	+0.529	16:04:24.346
7	2:03.553	+2.294	16:06:27.899
8	2:01.259		16:08:29.158
9	2:03.879	+2.620	16:10:33.037
10	2:03.724	+2.465	16:12:36.761
11	2:05.106	+3.847	16:14:41.867
12	2:04.499	+3.240	16:16:46.366

Vuelta T. de vuelta Dif. resp. 1º Hora del día

(19) FERRER ARANTES, JOSE FCO

Vuelta	T. de vuelta	Dif. resp. 1º	Hora del día
1			15:54:19.836
2	2:06.395	+0.410	15:56:26.231
3	2:05.985		15:58:32.216
4	2:07.565	+1.580	16:00:39.781
5	2:07.092	+1.107	16:02:46.873
6	2:07.663	+1.678	16:04:54.536
7	2:09.399	+3.414	16:07:03.935
8	2:09.716	+3.731	16:09:13.651
9	2:10.946	+4.961	16:11:24.597
10	2:10.936	+4.951	16:13:35.533
11	2:07.065	+1.080	16:15:42.598
12	2:06.834	+0.849	16:17:49.432

(91) GUERRERO LLAMAS, JONATAN

Vuelta	T. de vuelta	Dif. resp. 1º	Hora del día
1			15:54:24.553
2	2:18.327	+0.712	15:56:42.880
3	2:20.076	+2.461	15:59:02.956
4	2:18.941	+1.326	16:01:21.897
5	2:21.790	+4.175	16:03:43.687
6	2:19.870	+2.255	16:06:03.557
7	2:20.692	+3.077	16:08:24.249
8	2:22.866	+5.251	16:10:47.115
9	2:27.982	+10.367	16:13:15.097
10	2:22.807	+5.192	16:15:37.904
11	2:17.615		16:17:55.519

(111) MENE MANERO, NICOLAS

Vuelta	T. de vuelta	Dif. resp. 1º	Hora del día
1			15:54:18.498
2	2:03.933	+1.331	15:56:22.431
3	2:03.306	+0.704	15:58:25.737
4	2:02.602		16:00:28.339
5	2:02.773	+0.171	16:02:31.112
6	2:02.892	+0.290	16:04:34.004
7	2:04.127	+1.525	16:06:38.131
8	2:04.140	+1.538	16:08:42.271
9	2:12.795	+10.193	16:10:55.066

(21) ALVAREZ PARDO, LANDER

Vuelta	T. de vuelta	Dif. resp. 1º	Hora del día
1			15:54:17.291
2	2:04.604		15:56:21.895



MOTOCUB FALCES

Puntuable para la Federación Riojana y Aragonesa



Motocross de Falces

Campeonato Navarra & Euskadi

El Vedadillo 1,280 km

FINAL SUB 18 - 125 OPEN

Pos.	Nº	Piloto	Total	1M	2M	Clase	Licencia
1	31	OLAETA AGUIRRE, ALEXANDER	50	25	25	SUB-18	278983-BI
2	72	GOMEZ IRUSTA, DAVID	44	22	22	SUB-18	276865-BI
3	34	EROSTARBE OCHOA, JUAN	40	20	20	SUB-18	278990-BI
4	391	ROMERO BOULANDIER, YELCO	36	18	18	SUB-18	276765-BI-AMF
5	500	MORILLA SANJUAN, DANIEL	32	16	16	SUB-18	53100-Z
6	19	FERRER ARANTES, JOSE FCO	28	13	15	SUB-18	53164-Z
7	91	GUERRERO LLAMAS, JONATAN	26	12	14	125 Open	241697-LO
8	111	MENE MANERO, NICOLAS	15	15	0	SUB-18	53072-Z
9	21	ALVAREZ PARDO, LANDER	14	14	0	125 Open	276956-VI
10	7	ARTANO LASA, HARITZ	11	11	--	SUB-18	235699-NA



Motocross de Falces

Clasificado por mejor tiempo de vuelta


Campeonato Navarra & Euskadi

El Vedadillo 1,280 km

Crono Grupo A

29/10/2017 10:00

Clasificación (20:00 Tiempo) iniciado a 9:58:59



Pos.	Nº	Piloto	Tiempo	Dif. resp. 1º	Clase	A manga de
1	900	IDIAQUEZ SAN PEDRO, JON	1:55.461		MX2	Elite
2	118	AYENSA ALARCON, LUIS ANDRES	1:58.034	2.573	MX1	Elite
3	24	ARRIOLA POMBRIGO, IKER	2:03.814	8.353	MX1	Elite
4	37	LOPEZ GADEA, ALEJANDRO	2:05.070	9.609	MX1	Elite
5	19	MAROTO ROYO, MIGUEL ANGEL	2:05.587	10.126	MX1	Elite
6	12	INDIANO CORDERO, DAVID	2:05.906	10.445	MX2	Elite
7	77	MATUTE IRUZUBIETA, DANIEL	2:06.943	11.482	MX1	Elite
8	85	GONZALEZ BAILON, ELIAS	2:07.172	11.711	MX1	Elite
9	189	MORO SALES, CARLOS	2:09.016	13.555	MASTER	Elite
10	338	BERNADAUS ESTELA, IVAN LUIS	2:10.584	15.123	MX2	Elite
11	241	MARKIEGI GARMENDIA, UNAI	2:13.544	18.083	MX2	Elite
12	3	ARGUILE MARTINEZ, AUGUSTO	2:16.955	21.494	MX1	Elite
13	14	CANALIS ARISO, IVAN	2:17.280	21.819	MX2	Elite
14	531	UZQUEDA ELVIRA, PABLO	2:17.374	21.913	MX2	Elite
15	34	DIAZ ROY, CARLOS	2:19.964	24.503	MX2	Elite
16	16	VICENTE MARTINEZ, ALEJANDRO	2:20.805	25.344	MX1	
17	88	LLAGUNO JAUREGUI, ISRAEL	2:23.618	28.157	MX2	
18	7	AGUILA LOPEZ, JONAS	2:23.876	28.415	MX2	
19	31	MARTINEZ JAUREGUI, AITOR	2:24.485	29.024	MASTER	
20	9	MINDEGUIA SAN MARTIN, FERNANDO	2:24.714	29.253	MX2	
21	87	TERCEÑO LAFUENTE, LUIS	2:25.764	30.303	MX1	
22	104	ELGUEZABAL LARRABEITI, ANDER	2:27.419	31.958	MX1	
23	247	GUERETA MAGER, ION ANDER	2:29.988	34.527	MX2	
24	70	ARRIEZU MANZANARES, ASTOR	2:30.506	35.045	MX2	
25	26	ZOZAYA MUNARRIZ, GULLERMO	2:32.976	37.515	MX2	
26	80	CID PERCAZ, IÑIGO	2:33.008	37.547	MX2	
27	983	GOMEZ ARAQUISTAIN, MIKEL	2:41.882	46.421	MX2	
28	48	MATEO PEREZ, OCTAVIO JOSE	2:42.002	46.541	MASTER	
29	124	ALEGRE FERNÁNDEZ DE HEREDIA, MIGUEL	2:45.329	49.868	MX2	
30	191	SANCHEZ MARTIN, RUBEN	3:00.042	1:04.581	MASTER	
31	98	SANCHEZ MARTIN, HECTOR	3:07.365	1:11.904	MASTER	



MOTOCLUB FALCES



Motocross de Falces

Clasificado por mejor tiempo de vuelta

Campeonato Navarra & Euskadi

El Vedadillo 1,280 km

Crono Grupo A

29/10/2017 10:00

Clasificación (20:00 Tiempo) iniciado a 9:58:59

Pos.	Nº	Piloto	Tiempo	Dif. resp. 1º	Clase	A manga de
32	18	SANTAMARIA MARTINEZ, GALDER	20:00.356	18:04.895	MX2	



Motocross de Falces

Campeonato Navarra & Euskadi

El Vedadillo 1,280 km

Crono Grupo A

29/10/2017 10:00

Clasificación (20:00 Tiempo) iniciado a 9:58:59

Vuelta	. de vuelta	Dif. resp. 1°	Hora del día
(900) IDIAQUEZ SAN PEDRO, JON			
1			10:02:23.071
2	2:03.337	+7.876	10:04:26.408
3	2:06.984	+11.523	10:06:33.392
4	2:15.625	+20.164	10:08:49.017
5	1:58.852	+3.391	10:10:47.869
6	2:17.296	+21.835	10:13:05.165
7	1:57.235	+1.774	10:15:02.400
8	1:57.893	+2.432	10:17:00.293
9	1:58.999	+3.538	10:18:59.292
10	1:55.461		10:20:54.753

Vuelta	. de vuelta	Dif. resp. 1°	Hora del día
(118) AYENSA ALARCON, LUIS ANDRES			
1			10:03:02.064
2	2:03.554	+5.520	10:05:05.618
3	2:36.384	+38.350	10:07:42.002
4	2:02.350	+4.316	10:09:44.352
5	2:17.931	+19.897	10:12:02.283
6	2:01.303	+3.269	10:14:03.586
7	2:32.437	+34.403	10:16:36.023
8	1:58.034		10:18:34.057
9	2:34.846	+36.812	10:21:08.903

Vuelta	. de vuelta	Dif. resp. 1°	Hora del día
(24) ARRIOLA POMBRIGO, IKER			
1			10:01:35.765
2	2:13.194	+9.380	10:03:48.959
3	2:56.467	+52.653	10:06:45.426
4	2:34.720	+30.906	10:09:20.146
5	2:14.006	+10.192	10:11:34.152
6	2:09.942	+6.128	10:13:44.094
7	4:59.383	+2:55.569	10:18:43.477
8	2:03.814		10:20:47.291

Vuelta	. de vuelta	Dif. resp. 1°	Hora del día
(37) LOPEZ GADEA, ALEJANDRO			
1			10:01:34.185
2	2:31.282	+26.212	10:04:05.467
3	2:13.282	+8.212	10:06:18.749
4	2:16.589	+11.519	10:08:35.338
5	2:05.070		10:10:40.408
6	2:08.550	+3.480	10:12:48.958
7	2:05.188	+0.118	10:14:54.146
8	2:05.890	+0.820	10:17:00.036

Vuelta	. de vuelta	Dif. resp. 1°	Hora del día
(19) MAROTO ROYO, MIGUEL ANGEL			
1			10:01:19.643
2	2:41.702	+36.115	10:04:01.345
3	2:12.573	+6.986	10:06:13.918
4	3:05.329	+59.742	10:09:19.247
5	2:42.685	+37.098	10:12:01.932
6	2:05.587		10:14:07.519
7	2:58.131	+52.544	10:17:05.650

Vuelta	. de vuelta	Dif. resp. 1°	Hora del día
(12) INDIANO CORDERO, DAVID			
1			10:01:50.144
2	2:20.088	+14.182	10:04:10.232
3	2:12.456	+6.550	10:06:22.688
4	2:05.906		10:08:28.594
5	4:03.017	+1:57.111	10:12:31.611

Vuelta	. de vuelta	Dif. resp. 1°	Hora del día
(77) MATUTE IRUZUBIETA, DANIEL			
1			10:01:16.549
2	2:16.914	+9.971	10:03:33.463
3	2:12.637	+5.694	10:05:46.100
4	2:09.976	+3.033	10:07:56.076
5	2:07.416	+0.473	10:10:03.492
6	2:09.808	+2.865	10:12:13.300
7	2:07.715	+0.772	10:14:21.015
8	2:06.943		10:16:27.958
9	2:54.754	+47.811	10:19:22.712

Vuelta	. de vuelta	Dif. resp. 1°	Hora del día
(85) GONZALEZ BAILON, ELIAS			
1			10:01:16.131
2	3:08.796	+1:01.624	10:04:24.927

Vuelta	. de vuelta	Dif. resp. 1°	Hora del día
(189) MORO SALES, CARLOS			
1			10:01:28.382
2	2:15.395	+6.379	10:03:43.777
3	2:17.184	+8.168	10:06:00.961
4	2:11.812	+2.796	10:08:12.773
5	2:13.286	+4.270	10:10:26.059
6	2:14.170	+5.154	10:12:40.229
7	2:12.378	+3.362	10:14:52.607
8	2:11.972	+2.956	10:17:04.579
9	2:09.016		10:19:13.595

Vuelta	. de vuelta	Dif. resp. 1°	Hora del día
(338) BERNADAUS ESTELA, IVAN LUIS			
1			10:01:46.138
2	2:20.587	+10.003	10:04:06.725
3	2:28.892	+18.308	10:06:35.617
4	2:16.964	+6.380	10:08:52.581
5	2:26.439	+15.855	10:11:19.020
6	2:23.936	+13.352	10:13:42.956
7	2:10.584		10:15:53.540
8	2:29.066	+18.482	10:18:22.606
9	2:21.546	+10.962	10:20:44.152

Vuelta	. de vuelta	Dif. resp. 1°	Hora del día
(241) MARKIEGI GARMENDIA, UNAI			
1			10:01:20.520
2	2:22.203	+8.659	10:03:42.723
3	2:19.056	+5.512	10:06:01.779
4	2:19.325	+5.781	10:08:21.104
5	2:25.492	+11.948	10:10:46.596
6	2:43.203	+29.659	10:13:29.799
7	2:13.544		10:15:43.343
8	2:13.889	+0.345	10:17:57.232
9	2:17.936	+4.392	10:20:15.168

Vuelta	. de vuelta	Dif. resp. 1°	Hora del día
(3) ARGUILE MARTINEZ, AUGUSTO			
1			10:01:24.281
2	2:30.734	+13.779	10:03:55.015
3	2:31.302	+14.347	10:06:26.317
4	2:24.934	+7.979	10:08:51.251
5	2:24.857	+7.902	10:11:16.108
6	2:19.863	+2.908	10:13:35.971
7	2:17.206	+0.251	10:15:53.177
8	2:18.120	+1.165	10:18:11.297
9	2:16.955		10:20:28.252

Vuelta	. de vuelta	Dif. resp. 1°	Hora del día
(14) CANALIS ARISO, IVAN			
1			10:01:27.993
2	2:29.384	+12.104	10:03:57.377
3	2:40.935	+23.655	10:06:38.312
4	2:37.063	+19.783	10:09:15.375
5	2:26.986	+9.706	10:11:42.361
6	2:49.715	+32.435	10:14:32.076
7	2:20.783	+3.503	10:16:52.859
8	2:17.280		10:19:10.139

Vuelta	. de vuelta	Dif. resp. 1°	Hora del día
(531) UZQUEDA ELVIRA, PABLO			
1			10:01:52.124
2	2:36.084	+18.710	10:04:28.208
3	3:56.665	+1:39.291	10:08:24.873
4	2:33.465	+16.091	10:10:58.338
5	2:17.374		10:13:15.712
6	3:30.049	+1:12.675	10:16:45.761

Vuelta	. de vuelta	Dif. resp. 1°	Hora del día
(34) DIAZ ROY, CARLOS			
1			10:01:54.025
2	2:31.590	+11.626	10:04:25.615
3	2:37.628	+17.664	10:07:03.243
4	2:30.301	+10.337	10:09:33.544
5	2:19.964		10:11:53.508

Vuelta	. de vuelta	Dif. resp. 1°	Hora del día
(16) VICENTE MARTINEZ, ALEJANDRO			
1			10:01:42.184
2	2:48.359	+27.554	10:04:30.543
3	2:31.027	+10.222	10:07:01.570
4	2:24.306	+3.501	10:09:25.876
5	2:25.598	+4.793	10:11:51.474
6	2:25.388	+4.583	10:14:16.862
7	2:27.168	+6.363	10:16:44.030
8	2:20.805		10:19:04.835

Vuelta	. de vuelta	Dif. resp. 1°	Hora del día
(88) LLAGUNO JAUREGUI, ISRAEL			
1			10:01:47.648
2	2:38.595	+14.977	10:04:26.243
3	2:29.588	+5.970	10:06:55.831
4	2:26.820	+3.202	10:09:22.651
5	3:49.849	+1:26.231	10:13:12.500
6	2:29.824	+6.206	10:15:42.324
7	2:23.618		10:18:05.942
8	3:09.480	+45.862	10:21:15.422

Vuelta	. de vuelta	Dif. resp. 1°	Hora del día
(7) AGUILA LOPEZ, JONAS			
1			10:01:43.707
2	2:35.289	+11.413	10:04:18.996
3	2:50.307	+26.431	10:07:09.303
4	3:20.178	+56.302	10:10:29.481
5	2:31.631	+7.755	10:13:01.112
6	2:33.187	+9.311	10:15:34.299
7	2:25.950	+2.074	10:18:00.249
8	2:23.876		10:20:24.125

Vuelta	. de vuelta	Dif. resp. 1°	Hora del día
(31) MARTINEZ JAUREGUI, AITOR			
1			10:02:56.019
2	2:29.900	+5.415	10:05:25.919
3	2:34.813	+10.328	10:08:00.732
4	2:24.485		10:10:25.217
5	2:29.619	+5.134	10:12:54.836
6	2:24.879	+0.394	10:15:19.715
7	3:42.598	+1:18.113	10:19:02.313

Vuelta	. de vuelta	Dif. resp. 1°	Hora del día
(9) MINDEGUA SAN MARTIN, FERNANDO			
1			10:01:39.155
2	2:34.223	+9.509	10:04:13.378
3	2:27.288	+2.574	10:06:40.666
4	3:58.172	+1:33.458	10:10:38.838
5	2:29.398	+4.684	10:13:08.236
6	2:30.196	+5.482	10:15:38.432
7	2:31.492	+6.778	10:18:09.924
8	2:24.714		10:20:34.638

Vuelta	. de vuelta	Dif. resp. 1°	Hora del día
(87) TERCEÑO LAFUENTE, LUIS			
1			10:01:48.709
2	2:33.731	+7.967	10:04:22.440
3	2:25.764		10:06:48.204

Vuelta	. de vuelta	Dif. resp. 1°	Hora del día
(104) ELGUEZABAL LARRABEITI, ANDER			
1			10:01:33.063
2	2:41.878	+14.459	10:04:14.941
3	2		

Motocross de Falces

Campeonato Navarra & Euskadi

El Vedadillo 1,280 km

Crono Grupo A

29/10/2017 10:00

Clasificación (20:00 Tiempo) iniciado a 9:58:59

Vuelta	. de vuelta	Dif. resp. 1°	Hora del día	Vuelta	. de vuelta	Dif. resp. 1°	Hora del día	Vuelta	. de vuelta	Dif. resp. 1°	Hora del día
2	2:32.882	+2.376	10:03:51.460								
3	5:18.904	+2:48.398	10:09:10.364								
4	2:30.506		10:11:40.870								
(26) ZOZAYA MUNARRIZ, GULLERMO											
1			10:02:20.354								
2	5:03.260	+2:30.284	10:07:23.614								
3	4:59.347	+2:26.371	10:12:22.961								
4	5:12.357	+2:39.381	10:17:35.318								
5	2:32.976		10:20:08.294								
(80) CID PERCAZ, IÑIGO											
1			10:01:49.544								
2	3:17.597	+44.589	10:05:07.141								
3	2:52.055	+19.047	10:07:59.196								
4	2:33.008		10:10:32.204								
5	2:34.875	+1.867	10:13:07.079								
(983) GOMEZ ARAQUISTAIN, MIKEL											
1			10:02:18.983								
2	2:55.240	+13.358	10:05:14.223								
3	2:56.819	+14.937	10:08:11.042								
4	2:54.026	+12.144	10:11:05.068								
5	2:57.183	+15.301	10:14:02.251								
6	2:55.807	+13.925	10:16:58.058								
7	2:41.882		10:19:39.940								
(48) MATEO PEREZ, OCTAVIO JOSE											
1			10:01:45.349								
2	2:42.002		10:04:27.351								
3	2:52.423	+10.421	10:07:19.774								
4	4:57.155	+12:15.153	10:22:16.929								
(124) ALEGRE FERNÁNDEZ DE HEREDIA, MIGUEL											
1			10:02:27.191								
2	3:06.874	+21.545	10:05:34.065								
3	7:11.099	+4:25.770	10:12:45.164								
4	3:03.309	+17.980	10:15:48.473								
5	2:55.092	+9.763	10:18:43.565								
6	2:45.329		10:21:28.894								
(191) SANCHEZ MARTIN, RUBEN											
1			10:02:16.702								
2	3:00.528	+0.486	10:05:17.230								
3	3:03.187	+3.145	10:08:20.417								
4	3:05.331	+5.289	10:11:25.748								
5	3:01.522	+1.480	10:14:27.270								
6	3:00.042		10:17:27.312								
(98) SANCHEZ MARTIN, HECTOR											
1			10:02:17.744								
2	4:03.464	+56.099	10:06:21.208								
3	3:07.365		10:09:28.573								
4	3:44.906	+37.541	10:13:13.479								
5	4:00.454	+53.089	10:17:13.933								
(18) SANTAMARIA MARTINEZ, GALDER											
1			10:01:35.987								
2	0:00.356		10:21:36.343								



MOTOCUB FALCES



Motocross de Falces

Clasificado por mejor tiempo de vuelta


Campeonato Navarra & Euskadi

El Vedadillo 1,280 km

Crono Grupo B

29/10/2017 10:25

Clasificación (20:00 Tiempo) iniciado a 10:23:31



Pos.	Nº	Piloto	Tiempo	Dif. resp. 1º	Clase	A manga de
1	331	VILLAVERDE MARIN, ADRIAN	1:51.850		MX2	Elite
2	139	GUTIERREZ ORTIZ, SERGIO	1:52.586	0.736	MASTER	Elite
3	120	BARANDIARAN MARTIN, ASIER	1:56.470	4.620	MX1	Elite
4	811	BELLIDO PARDO, FERNANDO	1:57.117	5.267	MX1	Elite
5	15	RAUFAST PARDO, RICARDO	1:57.545	5.695	MX2	Elite
6	23	MUÑOZ DE LA PEÑA VICENTE, JUAN	1:58.218	6.368	MX2	Elite
7	117	FERNANDEZ GARCIA, CESAR	1:58.500	6.650	MX1	Elite
8	171	MENE MANERO, LUIS	1:58.639	6.789	MX2	Elite
9	81	GOÑI NOGUES, JUAN	1:58.824	6.974	MX2	Elite
10	66	ALFARO ZORZANO, JAVIER	1:58.837	6.987	MX1	Elite
11	17	GONZALEZ VILLATE, OSCAR	1:59.220	7.370	MX1	Elite
12	4	MACIAS SANCHEZ, ALBERTO	2:00.359	8.509	MASTER	Elite
13	587	MARKIEGI GARMENDIA, URTZI	2:00.598	8.748	MX2	Elite
14	8	PRADERA ABRISKETA, JAIME	2:00.705	8.855	MX2	Elite
15	25	GOÑI NOGUES, PEDRO	2:02.385	10.535	MX1	Elite
16	51	LARRAÑAGA BARRIO, RAMON	2:02.820	10.970	MX2	
17	89	DIAZ GONZALEZ, JOSU	2:04.490	12.640	MX2	
18	300	LUZAR URIARTE, GOTZON	2:05.153	13.303	MX1	
19	5	FERNANDEZ GOMEZ, JONATHAN	2:05.399	13.549	MX2	
20	41	CALAVIA VICENTE, JOSE A.	2:07.530	15.680	MASTER	
21	111	ANTON SANCHEZ, JESUS	2:08.634	16.784	MX2	
22	28	ETXEGIA ETXEBESTE, XUBAN	2:11.343	19.493	MX2	
23	91	MENDIZABAL MENDIZABAL, ALBERTO	2:12.376	20.526	MX1	
24	50	GRACIA GIMENO, EMILIO JESUS	2:14.547	22.697	MASTER	
25	44	PEÑA SAINZ, ALEJANDRO	2:23.523	31.673	MX2	



Motocross de Falces

Campeonato Navarra & Euskadi

Crono Grupo B

El Vedadillo 1,280 km

29/10/2017 10:25

Clasificación (20:00 Tiempo) iniciado a 10:23:31

Vuelta	T. de vuelta	Dif. resp. 1º	Hora del día
(331) VILLAVARDE MARIN, ADRIAN			
1	2:04.823	+12.973	10:27:46.115
2	2:03.144	+11.294	10:29:49.259
3	1:53.311	+1.461	10:31:42.570
4	5:26.565	+3:34.715	10:37:09.135
5	1:51.850		10:39:00.985
6	2:53.657	+1:01.807	10:41:54.642
7	2:18.551	+26.701	10:44:13.193

Vuelta	T. de vuelta	Dif. resp. 1º	Hora del día
(139) GUTIERREZ ORTIZ, SERGIO			
1	1:55.783	+3.197	10:28:22.136
2	2:45.590	+53.004	10:31:07.726
3	1:53.870	+1.284	10:33:01.596
4	1:52.586		10:34:54.182
5	1:54.168	+1.582	10:36:48.350
6	2:43.108	+50.522	10:39:31.458
7	2:30.130	+37.544	10:42:01.588
8	2:08.104	+15.518	10:44:09.692

Vuelta	T. de vuelta	Dif. resp. 1º	Hora del día
(120) BARANDIARAN MARTIN, ASIER			
1	2:03.282	+6.812	10:28:17.516
2	1:58.639	+2.169	10:30:16.155
3	2:13.505	+17.035	10:32:29.660
4	2:06.442	+9.972	10:34:36.102
5	2:04.126	+7.656	10:36:40.228
6	2:17.850	+21.380	10:38:58.078
7	1:56.470		10:40:54.548
8	2:24.364	+27.894	10:43:18.912
9	2:14.501	+18.031	10:45:33.413

Vuelta	T. de vuelta	Dif. resp. 1º	Hora del día
(811) BELLIDO PARDO, FERNANDO			
1	2:01.063	+3.946	10:27:36.371
2	2:00.172	+3.055	10:29:36.543
3	2:00.623	+3.506	10:31:37.166
4	2:02.701	+5.584	10:33:39.867
5	1:58.249	+1.132	10:35:38.116
6	2:04.567	+7.450	10:37:42.683
7	1:57.117		10:39:39.800
8	2:16.350	+19.233	10:41:56.150
9	2:01.210	+4.093	10:43:57.360

Vuelta	T. de vuelta	Dif. resp. 1º	Hora del día
(15) RAUFAS PARDON, RICARDO			
1	2:01.079	+3.534	10:28:04.089
2	1:57.545		10:30:01.634
3	2:00.337	+2.792	10:32:01.971
4	2:11.414	+13.869	10:34:13.385
5	2:06.067	+8.522	10:36:19.452
6	1:59.498	+1.953	10:38:18.950

Vuelta	T. de vuelta	Dif. resp. 1º	Hora del día
(23) MUÑOZ DE LA PEÑA VICENTE, JUAN			
1	2:04.621	+6.403	10:27:49.209
2	2:18.954	+20.736	10:30:08.163
3	2:07.650	+9.432	10:32:15.813
4	2:01.150	+2.932	10:34:16.963
5	2:21.339	+23.121	10:36:38.302
6	1:58.218		10:38:36.520
7	2:36.530	+38.312	10:41:13.050
8	2:22.571	+24.353	10:43:35.621

Vuelta	T. de vuelta	Dif. resp. 1º	Hora del día
(117) FERNANDEZ GARCIA, CESAR			
1	2:06.113	+7.613	10:29:05.397
2	2:07.864	+9.364	10:31:13.261
3	2:10.287	+11.787	10:33:23.548
4	2:03.813	+5.313	10:35:27.361
5	2:22.447	+23.947	10:37:49.808
6	2:15.748	+17.248	10:40:05.556
7	1:58.500		10:42:04.056
8	2:00.580	+2.080	10:44:04.636

Vuelta	T. de vuelta	Dif. resp. 1º	Hora del día
(171) MENE MANERO, LUIS			
1	2:03.577	+4.938	10:28:02.820
2	2:10.564	+11.925	10:30:13.384
3	2:07.486	+8.847	10:32:20.870

Vuelta	T. de vuelta	Dif. resp. 1º	Hora del día
4	1:58.639		10:34:19.509
5	2:18.222	+19.583	10:36:37.731
6	2:35.413	+36.774	10:39:13.144
7	2:22.895	+24.256	10:41:36.039
8	2:46.866	+48.227	10:44:22.905

Vuelta	T. de vuelta	Dif. resp. 1º	Hora del día
(81) GOÑI NOGUES, JUAN			
1	2:08.794	+9.970	10:28:44.625
2	2:10.975	+12.151	10:30:55.600
3	2:00.310	+1.486	10:32:55.916
4	2:25.006	+26.182	10:35:20.916
5	1:58.824		10:37:19.740
6	2:16.447	+17.623	10:39:36.187
7	2:01.227	+2.403	10:41:37.414
8	1:59.729	+0.905	10:43:37.143

Vuelta	T. de vuelta	Dif. resp. 1º	Hora del día
(66) ALFARO ZORZANO, JAVIER			
1	2:06.381	+7.544	10:29:39.405
2	2:04.631	+5.794	10:31:44.036
3	2:03.623	+4.786	10:33:47.659
4	2:01.963	+3.126	10:35:49.622
5	1:59.457	+0.620	10:37:49.079
6	1:58.837		10:39:47.916
7	3:24.400	+1:25.563	10:43:12.316
8	2:14.071	+15.234	10:45:26.387

Vuelta	T. de vuelta	Dif. resp. 1º	Hora del día
(17) GONZALEZ VILLATE, OSCAR			
1	2:20.218	+20.998	10:28:53.633
2	2:04.821	+5.601	10:30:58.454
3	2:01.775	+2.555	10:33:00.229
4	2:44.557	+45.337	10:35:44.786
5	2:00.674	+1.454	10:37:45.460
6	1:59.220		10:39:44.680
7	2:42.648	+43.428	10:42:27.328
8	1:59.997	+0.777	10:44:27.325

Vuelta	T. de vuelta	Dif. resp. 1º	Hora del día
(4) MACIAS SANCHEZ, ALBERTO			
1	2:13.037	+12.678	10:29:22.640
2	2:09.005	+8.646	10:31:31.645
3	2:36.046	+35.687	10:34:07.691
4	2:04.697	+4.338	10:36:12.388
5	2:04.549	+4.190	10:38:16.937
6	3:07.908	+1:07.549	10:41:24.845
7	2:00.359		10:43:25.204
8	2:23.094	+22.735	10:45:48.298

Vuelta	T. de vuelta	Dif. resp. 1º	Hora del día
(587) MARKIEGI GARMENDIA, URTZI			
1	2:05.516	+4.918	10:28:33.945
2	2:02.872	+2.274	10:30:36.817
3	2:01.511	+0.913	10:32:38.328
4	2:00.598		10:34:38.926
5	2:02.312	+1.714	10:36:41.238
6	2:03.092	+2.494	10:38:44.330
7	2:08.912	+8.314	10:40:53.242
8	2:05.105	+4.507	10:42:58.347
9	2:07.764	+7.166	10:45:06.111

Vuelta	T. de vuelta	Dif. resp. 1º	Hora del día
(8) PRADERA ABRISKETA, JAIME			
1	2:06.025	+5.320	10:27:53.242
2	2:02.999	+2.294	10:29:56.241
3	2:04.326	+3.621	10:32:00.567
4	2:02.168	+1.463	10:34:02.735
5	3:32.603	+1:31.898	10:37:35.338
6	2:01.695	+0.990	10:39:37.033
7	2:03.365	+2.660	10:41:40.398
8	2:00.705		10:43:41.103

Vuelta	T. de vuelta	Dif. resp. 1º	Hora del día
(25) GOÑI NOGUES, PEDRO			
1	2:17.162	+14.777	10:28:56.650
2	2:09.374	+6.989	10:31:06.024
3	2:15.220	+12.835	10:33:21.244
4	2:02.385		10:35:23.629
5	2:52.679	+50.294	10:38:16.308
6	2:08.678	+6.293	10:40:24.986

Vuelta	T. de vuelta	Dif. resp. 1º	Hora del día
7	2:06.115	+3.730	10:42:31.101
8	2:20.640	+18.255	10:44:51.741

Vuelta	T. de vuelta	Dif. resp. 1º	Hora del día
(51) LARRAÑAGA BARRIO, RAMON			
1	2:22.309	+19.489	10:29:04.161
2	2:07.414	+4.594	10:31:11.575
3	2:49.327	+46.507	10:34:00.902
4	2:04.827	+2.007	10:36:05.729
5	2:05.211	+2.391	10:38:10.940
6	2:16.838	+14.018	10:40:27.778
7	2:03.733	+0.913	10:42:31.511
8	2:02.820		10:44:34.331

Vuelta	T. de vuelta	Dif. resp. 1º	Hora del día
(89) DIAZ GONZALEZ, JOSU			
1	2:20.669	+16.179	10:29:24.428
2	2:11.881	+7.391	10:31:36.309
3	2:20.189	+15.699	10:33:56.498
4	2:34.243	+29.753	10:36:30.741
5	2:06.798	+2.308	10:38:37.539
6	2:32.779	+28.289	10:41:10.318
7	2:04.490		10:43:14.808
8	2:20.960	+16.470	10:45:35.768

Vuelta	T. de vuelta	Dif. resp. 1º	Hora del día
(300) LUZAR URIARTE, GOTZON			
1	2:23.229	+18.076	10:29:31.164
2	2:20.296	+15.143	10:31:51.460
3	2:17.384	+12.231	10:34:08.844
4	2:13.823	+8.670	10:36:22.667
5	2:08.110	+2.957	10:38:30.777
6	2:05.153		10:40:35.930
7	3:16.579	+1:11.426	10:43:52.509

Vuelta	T. de vuelta	Dif. resp. 1º	Hora del día
(5) FERNANDEZ GOMEZ, JONATHAN			
1	2:15.453	+10.054	10:29:20.041
2	2:10.485	+5.086	10:31:30.526
3	2:11.954	+6.555	10:33:42.480
4	2:09.546	+4.147	10:35:52.026
5	2:08.677	+3.278	10:38:00.703
6	3:02.964	+57.565	10:41:03.667
7	2:05.399		10:43:09.066
8	2:12.126	+6.727	10:45:21.192

Vuelta

Motocross de Falces

Campeonato Navarra & Euskadi

El Vedadillo 1,280 km

1ª MX ELITE

29/10/2017 12:30

Carrera (20:00 y 2 Vueltas) iniciado a 12:21:50

Vuelta	T. de vuelta	Dif. resp. 1º	Hora del día
(900) IDIAQUEZ SAN PEDRO, JON			
1			12:23:36.463
2	1:48.645	+0.263	12:25:25.108
3	1:48.382		12:27:13.490
4	1:55.583	+7.201	12:29:09.073
5	1:48.621	+0.239	12:30:57.694
6	1:49.946	+1.564	12:32:47.640
7	1:51.443	+3.061	12:34:39.083
8	1:51.809	+3.427	12:36:30.892
9	1:50.133	+1.751	12:38:21.025
10	1:50.406	+2.024	12:40:11.431
11	1:49.990	+1.608	12:42:01.421
12	1:51.327	+2.945	12:43:52.748
13	1:56.207	+7.825	12:45:48.955

Vuelta	T. de vuelta	Dif. resp. 1º	Hora del día
(77) MATUTE IRUZUBIETA, DANIEL			
1			12:23:48.256
2	1:53.745	+0.453	12:25:42.001
3	1:53.292		12:27:35.293
4	1:54.227	+0.935	12:29:29.520
5	1:55.320	+2.028	12:31:24.840
6	1:55.363	+2.071	12:33:20.203
7	1:55.024	+1.732	12:35:15.227
8	1:53.457	+0.165	12:37:08.684
9	1:53.641	+0.349	12:39:02.325
10	1:54.504	+1.212	12:40:56.829
11	1:55.255	+1.963	12:42:52.084
12	1:55.415	+2.123	12:44:47.499
13	1:56.053	+2.761	12:46:43.552

Vuelta	T. de vuelta	Dif. resp. 1º	Hora del día
(117) FERNANDEZ GARCIA, CESAR			
1			12:23:51.729
2	1:56.458	+3.877	12:25:48.177
3	1:57.706	+5.125	12:27:45.893
4	1:55.013	+2.432	12:29:40.906
5	1:54.947	+2.366	12:31:35.853
6	1:55.133	+2.552	12:33:30.986
7	1:54.760	+2.179	12:35:25.746
8	1:55.838	+3.257	12:37:21.584
9	1:52.581		12:39:14.165
10	1:53.778	+1.197	12:41:07.943
11	1:54.020	+1.439	12:43:01.963
12	1:54.736	+2.155	12:44:56.699
13	1:55.019	+2.438	12:46:51.718

Vuelta	T. de vuelta	Dif. resp. 1º	Hora del día
(37) LOPEZ GADEA, ALEJANDRO			
1			12:23:47.718
2	1:56.584	+3.031	12:25:44.302
3	1:53.553		12:27:37.855
4	1:54.212	+0.659	12:29:32.067
5	1:55.583	+2.030	12:31:27.650
6	1:55.394	+1.841	12:33:23.044
7	1:55.970	+2.417	12:35:19.014
8	1:54.633	+1.080	12:37:13.647
9	1:56.184	+2.631	12:39:09.831
10	1:55.796	+2.243	12:41:05.627
11	1:55.550	+1.997	12:43:01.177
12	1:56.489	+2.936	12:44:57.666
13	1:56.640	+3.087	12:46:54.306

Vuelta	T. de vuelta	Dif. resp. 1º	Hora del día
(24) ARRIOLA POMBRIGO, IKER			
1			12:23:50.518
2	1:56.505	+2.009	12:25:47.023
3	1:56.188	+1.692	12:27:43.211
4	1:55.322	+0.826	12:29:38.533
5	1:54.496		12:31:33.029
6	1:54.722	+0.226	12:33:27.751
7	1:57.018	+2.522	12:35:24.769
8	1:59.244	+4.748	12:37:24.013
9	1:56.843	+2.347	12:39:20.856
10	1:57.357	+2.861	12:41:18.213
11	1:57.608	+3.112	12:43:15.821
12	1:56.341	+1.845	12:45:12.162

Vuelta	T. de vuelta	Dif. resp. 1º	Hora del día
(331) VILLAVERDE MARIN, ADRIAN			
1			12:23:40.350
2	1:52.524		12:25:32.874
3	2:00.572	+8.048	12:27:33.446
4	1:58.132	+5.608	12:29:31.578
5	1:56.039	+3.515	12:31:27.617
6	1:59.290	+6.766	12:33:26.907
7	1:58.383	+5.859	12:35:25.290
8	2:00.088	+7.564	12:37:25.378
9	1:58.347	+5.823	12:39:23.725
10	1:57.193	+4.669	12:41:20.918
11	1:55.774	+3.250	12:43:16.692
12	1:56.239	+3.715	12:45:12.931
13	1:58.651	+6.127	12:47:11.582

Vuelta	T. de vuelta	Dif. resp. 1º	Hora del día
(120) BARANDIARAN MARTIN, ASIER			
1			12:23:53.015
2	1:56.477	+1.469	12:25:49.492
3	1:57.623	+2.615	12:27:47.115
4	1:56.810	+1.802	12:29:43.925
5	1:57.043	+2.035	12:31:40.968
6	1:55.008		12:33:35.976
7	1:56.000	+0.992	12:35:31.976
8	1:57.227	+2.219	12:37:29.203
9	1:55.621	+0.613	12:39:24.824
10	1:56.841	+1.833	12:41:21.665
11	1:55.780	+0.772	12:43:17.445
12	1:57.740	+2.732	12:45:15.185
13	1:57.924	+2.916	12:47:13.109

Vuelta	T. de vuelta	Dif. resp. 1º	Hora del día
(811) BELLIDO PARDO, FERNANDO			
1			12:23:58.130
2	1:59.059	+4.805	12:25:57.189
3	1:57.791	+3.537	12:27:54.980
4	1:56.158	+1.904	12:29:51.138
5	1:56.900	+2.646	12:31:48.038
6	1:55.894	+1.640	12:33:43.932
7	1:55.788	+1.534	12:35:39.720
8	1:54.254		12:37:33.974
9	1:55.562	+1.308	12:39:29.536
10	1:57.806	+3.552	12:41:27.342
11	1:56.815	+2.561	12:43:24.157
12	1:55.348	+1.094	12:45:19.505
13	1:56.551	+2.297	12:47:16.056

Vuelta	T. de vuelta	Dif. resp. 1º	Hora del día
(66) ALFARO ZORZANO, JAVIER			
1			12:24:04.750
2	2:00.552	+8.565	12:26:05.302
3	1:56.340	+4.353	12:28:01.642
4	1:51.987		12:29:53.629
5	1:55.165	+3.178	12:31:48.794
6	1:56.486	+4.499	12:33:45.280
7	1:55.185	+3.198	12:35:40.465
8	1:54.706	+2.719	12:37:35.171
9	1:54.413	+2.426	12:39:29.584
10	1:53.975	+1.988	12:41:23.559
11	2:10.117	+18.130	12:43:33.676
12	1:53.415	+1.428	12:45:27.091
13	1:53.889	+1.902	12:47:20.980

Vuelta	T. de vuelta	Dif. resp. 1º	Hora del día
(81) GOÑI NOGUES, JUAN			
1			12:23:52.069
2	1:56.579	+1.730	12:25:48.648
3	1:55.793	+0.944	12:27:44.441
4	1:54.849		12:29:39.290
5	1:55.853	+1.004	12:31:35.143
6	1:56.860	+2.011	12:33:32.003
7	1:59.194	+4.345	12:35:31.197
8	1:59.119	+4.270	12:37:30.316
9	1:58.587	+3.738	12:39:28.903
10	1:58.050	+3.201	12:41:26.953
11	2:00.349	+5.500	12:43:27.302

Vuelta	T. de vuelta	Dif. resp. 1º	Hora del día
(8) PRADERA ABRISKETA, JAIME			
1			12:23:57.636
2	1:58.604	+4.231	12:25:56.240
3	1:57.570	+3.197	12:27:53.810
4	1:54.605	+0.232	12:29:48.415
5	1:55.769	+1.396	12:31:44.184
6	1:56.397	+2.024	12:33:40.581
7	1:54.373		12:35:34.954
8	1:55.925	+1.552	12:37:30.879
9	1:56.560	+2.187	12:39:27.439
10	1:54.918	+0.545	12:41:22.357
11	2:11.756	+17.383	12:43:34.113
12	1:56.148	+1.775	12:45:30.261
13	1:55.904	+1.531	12:47:26.165

Vuelta	T. de vuelta	Dif. resp. 1º	Hora del día
(85) GONZALEZ BAILON, ELIAS			
1			12:23:47.249
2	1:58.602	+2.001	12:25:45.851
3	1:56.601		12:27:42.452
4	2:00.785	+4.184	12:29:43.237
5	2:00.155	+3.554	12:31:43.392
6	1:58.445	+1.844	12:33:41.837
7	1:57.347	+0.746	12:35:39.184
8	2:00.494	+3.893	12:37:39.678
9	1:58.247	+1.646	12:39:37.925
10	1:58.045	+1.444	12:41:35.970
11	2:00.272	+3.671	12:43:36.242
12	1:57.434	+0.833	12:45:33.676
13	2:00.207	+3.606	12:47:33.883

Vuelta	T. de vuelta	Dif. resp. 1º	Hora del día
(189) MORO SALES, CARLOS			
1			12:23:55.972
2	1:59.652	+3.730	12:25:55.624
3	1:57.177	+1.255	12:27:52.801
4	1:57.971	+2.049	12:29:50.772
5	1:57.071	+1.149	12:31:47.843
6	1:55.922		12:33:43.765
7	1:59.054	+3.132	12:35:42.819
8	1:58.012	+2.090	12:37:40.831
9	1:58.004	+2.082	12:39:38.835
10	2:03.022	+7.100	12:41:41.857
11	1:57.793	+1.871	12:43:39.650
12	1:57.330	+1.408	12:45:36.980
13	1:57.464	+1.542	12:47:34.444

Vuelta	T. de vuelta	Dif. resp. 1º	Hora del día
(587) MARKIEGI GARMENDIA, URTZI			
1			12:24:02.765
2	2:02.059	+5.949	12:26:04.824
3	2:01.328	+5.218	12:28:06.152
4	1:56.786	+0.676	12:30:02.938
5	1:58.259	+2.149	12:32:01.197
6	1:57.316	+1.206	12:33:58.513
7	1:56.110		12:35:54.623
8	1:57.364	+1.254	12:37:51.987
9	1:57.053	+0.943	12:39:49.040
10	1:56.928	+0.818	12:41:45.968
11	1:58.469	+2.359	12:43:44.437
12	1:59.232	+3.122	12:45:43.669
13	1:57.309	+1.199	12:47:40.978

Vuelta	T. de vuelta	Dif. resp. 1º	Hora del día
(15) RAUFAS PARDON, RICARDO			
1			12:24:04.411
2	2:02.328	+6.675	12:26:06.739
3	2:01.511	+5.858	12:28:08.250
4	1:57.396	+1.743	12:30:05.646
5	2:00.037	+4.384	12:32:05.683
6	1:56.306	+0.653	12:34:01.989
7	1:56.349	+0.696	12:35:58.338
8	1:55.653		12:37:53.991
9	1:57.		

Motocross de Falces

Campeonato Navarra & Euskadi

El Vedadillo 1,280 km

1ª MX ELITE

29/10/2017 12:30

Carrera (20:00 y 2 Vueltas) iniciado a 12:21:50

Vuelta	T. de vuelta	Dif. resp. 1º	Hora del día
11	1:58.755	+3.102	12:43:47.361
12	2:02.068	+6.415	12:45:49.429

(4) MACIAS SANCHEZ, ALBERTO

Vuelta	T. de vuelta	Dif. resp. 1º	Hora del día
1			12:23:58.896
2	2:02.435	+3.660	12:26:01.331
3	1:59.457	+0.682	12:28:00.788
4	2:00.000	+1.225	12:30:00.788
5	2:04.867	+6.092	12:32:05.655
6	1:59.991	+1.216	12:34:05.646
7	1:58.775		12:36:04.421
8	1:59.147	+0.372	12:38:03.568
9	1:59.009	+0.234	12:40:02.577
10	2:01.744	+2.969	12:42:04.321
11	2:00.329	+1.554	12:44:04.650
12	2:00.952	+2.177	12:46:05.602

(19) MAROTO ROYO, MIGUEL ANGEL

Vuelta	T. de vuelta	Dif. resp. 1º	Hora del día
1			12:23:57.157
2	2:12.385	+13.854	12:26:09.542
3	2:02.008	+3.477	12:28:11.550
4	2:01.188	+2.657	12:30:12.738
5	1:59.886	+1.355	12:32:12.624
6	2:02.026	+3.495	12:34:14.650
7	1:58.732	+0.201	12:36:13.382
8	1:59.711	+1.180	12:38:13.093
9	2:01.567	+3.036	12:40:14.660
10	1:59.085	+0.554	12:42:13.745
11	1:58.844	+0.313	12:44:12.589
12	1:58.531		12:46:11.120

(23) MUÑOZ DE LA PEÑA VICENTE, JUAN

Vuelta	T. de vuelta	Dif. resp. 1º	Hora del día
1			12:24:02.041
2	2:01.029	+5.542	12:26:03.070
3	2:00.373	+4.886	12:28:03.443
4	1:59.029	+3.542	12:30:02.472
5	1:56.925	+1.438	12:31:59.397
6	1:55.487		12:33:54.884
7	1:57.954	+2.467	12:35:52.838
8	1:58.786	+3.299	12:37:51.624
9	1:56.968	+1.481	12:39:48.592
10	2:20.671	+25.184	12:42:09.263
11	2:01.071	+5.584	12:44:10.334
12	2:06.005	+10.518	12:46:16.339

(338) BERNADAUS ESTELA, IVAN LUIS

Vuelta	T. de vuelta	Dif. resp. 1º	Hora del día
1			12:24:03.495
2	2:02.538	+4.025	12:26:06.033
3	2:03.532	+5.019	12:28:09.565
4	1:59.513		12:30:08.078
5	2:00.365	+1.852	12:32:08.443
6	1:59.378	+0.865	12:34:07.821
7	1:59.565	+1.052	12:36:07.386
8	1:59.394	+0.881	12:38:06.780
9	1:59.321	+0.808	12:40:06.101
10	2:03.973	+5.460	12:42:10.074
11	2:04.884	+6.371	12:44:14.958
12	2:04.353	+5.840	12:46:19.311

(34) DIAZ ROY, CARLOS

Vuelta	T. de vuelta	Dif. resp. 1º	Hora del día
1			12:23:56.257
2	2:05.762	+3.270	12:26:02.019
3	2:05.734	+3.242	12:28:07.753
4	2:07.596	+5.104	12:30:15.349
5	2:03.900	+1.408	12:32:19.249
6	2:02.492		12:34:21.741
7	2:04.184	+1.692	12:36:25.925
8	2:06.398	+3.906	12:38:32.323
9	2:08.597	+6.105	12:40:40.920
10	2:06.498	+4.006	12:42:47.418
11	2:07.461	+4.969	12:44:54.879
12	2:08.152	+5.660	12:47:03.031

(241) MARKIEGI GARMENDIA, UNAI

Vuelta	T. de vuelta	Dif. resp. 1º	Hora del día
1			12:24:06.407
2	2:05.138	+1.693	12:26:11.545
3	2:03.445		12:28:14.990
4	2:03.524	+0.079	12:30:18.514
5	2:04.515	+1.070	12:32:23.029
6	2:04.920	+1.475	12:34:27.949
7	2:06.905	+3.460	12:36:34.854
8	2:06.041	+2.596	12:38:40.895
9	2:07.107	+3.662	12:40:48.002
10	2:07.550	+4.105	12:42:55.552
11	2:09.305	+5.860	12:45:04.857
12	2:09.349	+5.904	12:47:14.206

(14) CANALIS ARISO, IVAN

Vuelta	T. de vuelta	Dif. resp. 1º	Hora del día
1			12:24:08.464
2	2:07.147	+2.210	12:26:15.611
3	2:05.043	+0.106	12:28:20.654
4	2:04.937		12:30:25.591
5	2:05.642	+0.705	12:32:31.233
6	2:06.833	+1.896	12:34:38.066
7	2:07.956	+3.019	12:36:46.022
8	2:07.628	+2.691	12:38:53.650
9	2:08.700	+3.763	12:41:02.350
10	2:11.414	+6.477	12:43:13.764
11	2:10.885	+5.948	12:45:24.649
12	2:07.223	+2.286	12:47:31.872

(531) UZQUEDA ELVIRA, PABLO

Vuelta	T. de vuelta	Dif. resp. 1º	Hora del día
1			12:24:01.557
2	2:02.843		12:26:04.400
3	2:08.339	+5.496	12:28:12.739
4	2:03.955	+1.112	12:30:16.694
5	2:05.978	+3.135	12:32:22.672
6	2:09.167	+6.324	12:34:31.839
7	2:08.141	+5.298	12:36:39.980
8	2:07.150	+4.307	12:38:47.130
9	2:08.852	+6.009	12:40:55.982
10	2:14.215	+11.372	12:43:10.197
11	2:12.326	+9.483	12:45:22.523
12	2:17.667	+14.824	12:47:40.190

(139) GUTIERREZ ORTIZ, SERGIO

Vuelta	T. de vuelta	Dif. resp. 1º	Hora del día
1			12:23:54.794
2	2:03.200	+10.599	12:25:57.994
3	1:52.601		12:27:50.595
4	1:54.365	+1.764	12:29:44.960
5	4:59.265	+3:06.664	12:34:44.225
6	1:59.032	+6.431	12:36:43.257
7	1:58.287	+5.686	12:38:41.544
8	1:57.913	+5.312	12:40:39.457
9	1:59.919	+7.318	12:42:39.376
10	2:01.368	+8.767	12:44:40.744
11	2:02.431	+9.830	12:46:43.175

(118) AYENSA ALARCON, LUIS ANDRES


Vuelta	T. de vuelta	Dif. resp. 1º	Hora del día
1			12:41:02.808
2	1:55.542	+1.732	12:42:58.350
3	1:53.810		12:44:52.160
4	1:57.004	+3.194	12:46:49.164

(171) MENE MANERO, LUIS

Vuelta	T. de vuelta	Dif. resp. 1º	Hora del día
1			12:24:05.326
2	2:02.004	+6.451	12:26:07.330
3	1:59.372	+3.819	12:28:06.702
4	1:56.841	+1.288	12:30:03.543
5	1:58.667	+3.114	12:32:02.210
6	1:58.532	+2.979	12:34:00.742
7	1:56.457	+0.904	12:35:57.199
8	1:55.553		12:37:52.752
9	1:56.885	+1.332	12:39:49.637
10	1:58.301	+2.748	12:41:47.938

(17) GONZALEZ VILLATE, OSCAR

Vuelta	T. de vuelta	Dif. resp. 1º	Hora del día
1			12:24:00.422





MOTOCLUB FALCES



Motocross de Falces

Clasificado por vueltas

Campeonato Navarra & Euskadi

El Vedadillo 1,280 km

1ª MX ELITE

29/10/2017 12:30

Carrera (20:00 y 2 Vueltas) iniciado a 12:21:50

Pos.	Nº	Piloto	Vtas.	Total Tº	Dif.	Mejor Vta.	Clase
1	900	IDIAQUEZ SAN PEDRO, JON	13	23:58.153		1:48.382	MX2
2	77	MATUTE IRUZUBIETA, DANIEL	13	24:52.750	54.597	1:53.292	MX1
3	117	FERNANDEZ GARCIA, CESAR	13	25:00.916	1:02.763	1:52.581	MX1
4	37	LOPEZ GADEA, ALEJANDRO	13	25:03.504	1:05.351	1:53.553	MX1
5	24	ARRIOLA POMBRIGO, IKER	13	25:17.347	1:19.194	1:54.496	MX1
6	331	VILLAVERDE MARIN, ADRIAN	13	25:20.780	1:22.627	1:52.524	MX2
7	120	BARANDIARAN MARTIN, ASIER	13	25:22.307	1:24.154	1:55.008	MX1
8	811	BELLIDO PARDO, FERNANDO	13	25:25.254	1:27.101	1:54.254	MX1
9	66	ALFARO ZORZANO, JAVIER	13	25:30.178	1:32.025	1:51.987	MX1
10	81	GOÑI NOGUES, JUAN	13	25:34.495	1:36.342	1:54.849	MX2
11	8	PRADERA ABRISKETA, JAIME	13	25:35.363	1:37.210	1:54.373	MX2
12	85	GONZALEZ BAILON, ELIAS	13	25:43.081	1:44.928	1:56.601	MX1
13	189	MORO SALES, CARLOS	13	25:43.642	1:45.489	1:55.922	MASTER
14	587	MARKIEGI GARMENDIA, URTZI	13	25:50.176	1:52.023	1:56.110	MX2
15	15	RAUFAST PARDO, RICARDO	12	23:58.627	1 Vuelta	1:55.653	MX2
16	4	MACIAS SANCHEZ, ALBERTO	12	24:14.800	1 Vuelta	1:58.775	MASTER
17	19	MAROTO ROYO, MIGUEL ANGEL	12	24:20.318	1 Vuelta	1:58.531	MX1
18	23	MUÑOZ DE LA PEÑA VICENTE, JUAN	12	24:25.537	1 Vuelta	1:55.487	MX2
19	338	BERNADAUS ESTELA, IVAN LUIS	12	24:28.509	1 Vuelta	1:58.513	MX2
20	34	DIAZ ROY, CARLOS	12	25:12.229	1 Vuelta	2:02.492	MX2
21	241	MARKIEGI GARMENDIA, UNAI	12	25:23.404	1 Vuelta	2:03.445	MX2
22	14	CANALIS ARISO, IVAN	12	25:41.070	1 Vuelta	2:04.937	MX2
23	531	UZQUEDA ELVIRA, PABLO	12	25:49.388	1 Vuelta	2:02.843	MX2
24	139	GUTIERREZ ORTIZ, SERGIO	11	24:52.373	2 Vueltas	1:52.601	MASTER

No clasificado (60% = 8 Vueltas)

118	AYENSA ALARCON, LUIS ANDRES	4	24:58.362	9 Vueltas	1:53.810	MX1
NT	MENE MANERO, LUIS	10	19:57.136	NT	1:55.553	MX2
NT	GONZALEZ VILLATE, OSCAR	5	10:33.319	NT	1:59.223	MX1
NT	INDIANO CORDERO, DAVID	1	1:54.239	NT		MX2

Márgen de victoria	Velocidad media	Mejor tº de vuelta	Mejor Vel.	Mejor vuelta para
54.597	41,653	1:48.382	42,516	900 - IDIAQUEZ SAN PEDRO, JO

CronoSipp - Esteban.crono@gmail.com

Orbits



Impresos: 29/10/2017 12:49:30

Motocross de Falces

Campeonato Navarra & Euskadi

El Vedadillo 1,280 km

2ª MX ELITE

29/10/2017 15:25

Carrera (20:00 y 2 Vueltas) iniciado a 15:02:01

Vuelta	T. de vuelta	Dif. resp. 1º	Hora del día
(331) VILLAVARDE MARIN, ADRIAN			
1			15:03:55.187
2	1:53.794	+1.662	15:05:48.981
3	1:53.520	+1.388	15:07:42.501
4	1:52.132		15:09:34.633
5	1:54.429	+2.297	15:11:29.062
6	1:54.901	+2.769	15:13:23.963
7	1:55.213	+3.081	15:15:19.176
8	1:54.423	+2.291	15:17:13.599
9	1:55.348	+3.216	15:19:08.947
10	1:56.396	+4.264	15:21:05.343
11	1:55.966	+3.834	15:23:01.309
12	1:58.588	+6.456	15:24:59.897
13	1:59.808	+7.676	15:26:59.705

Vuelta	T. de vuelta	Dif. resp. 1º	Hora del día
(66) ALFARO ZORZANO, JAVIER			
1			15:03:53.629
2	1:54.551	+0.656	15:05:48.180
3	1:53.895		15:07:42.075
4	1:54.777	+0.882	15:09:36.852
5	1:55.176	+1.281	15:11:32.028
6	1:55.057	+1.162	15:13:27.085
7	1:55.472	+1.577	15:15:22.557
8	1:55.528	+1.633	15:17:18.085
9	1:55.962	+2.067	15:19:14.047
10	1:57.379	+3.484	15:21:11.426
11	1:56.258	+2.363	15:23:07.684
12	1:59.991	+6.096	15:25:07.675
13	1:57.830	+3.935	15:27:05.505

Vuelta	T. de vuelta	Dif. resp. 1º	Hora del día
(811) BELLIDO PARDO, FERNANDO			
1			15:03:59.104
2	1:55.674	+2.239	15:05:54.778
3	1:55.725	+2.290	15:07:50.503
4	1:56.223	+2.788	15:09:46.726
5	1:56.464	+3.029	15:11:43.190
6	1:56.429	+2.994	15:13:39.619
7	1:55.945	+2.510	15:15:35.564
8	1:55.593	+2.158	15:17:31.157
9	1:56.715	+3.280	15:19:27.872
10	1:54.818	+1.383	15:21:22.690
11	1:54.993	+1.558	15:23:17.683
12	1:53.435		15:25:11.118
13	1:55.388	+1.953	15:27:06.506

Vuelta	T. de vuelta	Dif. resp. 1º	Hora del día
(117) FERNANDEZ GARCIA, CESAR			
1			15:04:04.028
2	1:58.598	+6.057	15:06:02.626
3	1:56.522	+3.981	15:07:59.148
4	1:58.357	+5.816	15:09:57.505
5	1:56.279	+3.738	15:11:53.784
6	1:56.763	+4.222	15:13:50.547
7	1:54.424	+1.883	15:15:44.971
8	1:53.392	+0.851	15:17:38.363
9	1:53.908	+1.367	15:19:32.271
10	1:53.217	+0.676	15:21:25.488
11	1:54.782	+2.241	15:23:20.270
12	1:52.541		15:25:12.811
13	1:56.737	+4.196	15:27:09.548

Vuelta	T. de vuelta	Dif. resp. 1º	Hora del día
(37) LOPEZ GADEA, ALEJANDRO			
1			15:04:07.190
2	1:58.623	+3.031	15:06:05.813
3	1:58.042	+2.450	15:08:03.855
4	1:56.984	+1.392	15:10:00.839
5	1:57.842	+2.250	15:11:58.681
6	1:56.682	+1.090	15:13:55.363
7	1:56.882	+1.290	15:15:52.245
8	1:55.592		15:17:47.837
9	1:58.430	+2.838	15:19:46.267
10	1:55.997	+0.405	15:21:42.264
11	1:55.747	+0.155	15:23:38.011
12	1:56.758	+1.166	15:25:34.769

Vuelta	T. de vuelta	Dif. resp. 1º	Hora del día
(118) AYENSA ALARCON, LUIS ANDRES			
1			15:04:14.111
2	2:00.754	+6.575	15:06:14.865
3	1:56.711	+2.532	15:08:11.576
4	1:54.261	+0.082	15:10:05.837
5	1:55.396	+1.217	15:12:01.233
6	1:57.162	+2.983	15:13:58.395
7	1:57.604	+3.425	15:15:55.999
8	1:54.179		15:17:50.178
9	1:57.163	+2.984	15:19:47.341
10	1:57.788	+3.609	15:21:45.129
11	1:56.003	+1.824	15:23:41.132
12	1:57.849	+3.670	15:25:38.981
13	1:54.828	+0.649	15:27:33.809

Vuelta	T. de vuelta	Dif. resp. 1º	Hora del día
(8) PRADERA ABRISKETA, JAIME			
1			15:04:07.835
2	1:58.544	+3.156	15:06:06.379
3	1:55.388		15:08:01.767
4	1:56.471	+1.083	15:09:58.238
5	1:57.846	+2.458	15:11:56.084
6	1:56.742	+1.354	15:13:52.826
7	1:57.380	+1.992	15:15:50.206
8	1:56.549	+1.161	15:17:46.755
9	1:59.090	+3.702	15:19:45.845
10	2:00.033	+4.645	15:21:45.878
11	1:58.214	+2.826	15:23:44.092
12	1:57.678	+2.290	15:25:41.770
13	1:56.624	+1.236	15:27:38.394

Vuelta	T. de vuelta	Dif. resp. 1º	Hora del día
(24) ARRIOLA POMBRIGO, IKER			
1			15:04:01.523
2	1:59.210	+2.914	15:06:00.733
3	1:57.606	+1.310	15:07:58.339
4	1:57.965	+1.669	15:09:56.304
5	1:56.296		15:11:52.600
6	1:57.596	+1.300	15:13:50.196
7	1:58.761	+2.465	15:15:48.957
8	1:57.159	+0.863	15:17:46.116
9	1:58.507	+2.211	15:19:44.623
10	1:59.531	+3.235	15:21:44.154
11	1:58.981	+2.685	15:23:43.135
12	2:00.777	+4.481	15:25:43.912
13	1:57.801	+1.505	15:27:41.713

Vuelta	T. de vuelta	Dif. resp. 1º	Hora del día
(77) MATUTE IRUZUBIETA, DANIEL			
1			15:03:57.750
2	2:13.887	+17.727	15:06:11.637
3	1:59.023	+2.863	15:08:10.660
4	1:56.849	+0.689	15:10:07.509
5	1:56.822	+0.662	15:12:04.331
6	1:58.137	+1.977	15:14:02.468
7	1:56.694	+0.534	15:15:59.162
8	1:56.916	+0.756	15:17:56.078
9	1:57.615	+1.455	15:19:53.693
10	1:56.160		15:21:49.853
11	1:57.868	+1.708	15:23:47.721
12	1:57.053	+0.893	15:25:44.774
13	2:00.425	+4.265	15:27:45.199

Vuelta	T. de vuelta	Dif. resp. 1º	Hora del día
(81) GOÑI NOGUES, JUAN			
1			15:04:02.730
2	1:54.367		15:05:57.097
3	1:56.602	+2.235	15:07:53.699
4	2:03.374	+9.007	15:09:57.073
5	2:01.078	+6.711	15:11:58.151
6	1:59.140	+4.773	15:13:57.291
7	1:57.163	+2.796	15:15:54.454
8	1:59.141	+4.774	15:17:53.595
9	1:58.915	+4.548	15:19:52.510
10	2:03.242	+8.875	15:21:55.752
11	2:06.582	+12.215	15:24:02.334

Vuelta	T. de vuelta	Dif. resp. 1º	Hora del día
(139) GUTIERREZ ORTIZ, SERGIO			
1			15:04:09.800
2	2:00.567	+6.906	15:06:10.367
3	1:59.120	+5.459	15:08:09.487
4	1:53.661		15:10:03.148
5	1:56.688	+3.027	15:11:59.836
6	2:09.877	+16.216	15:14:09.713
7	2:03.492	+9.831	15:16:13.205
8	1:59.185	+5.524	15:18:12.390
9	1:59.860	+6.199	15:20:12.250
10	1:59.069	+5.408	15:22:11.319
11	1:59.550	+5.889	15:24:10.869
12	1:58.754	+5.093	15:26:09.623
13	1:56.375	+2.714	15:28:05.998

Vuelta	T. de vuelta	Dif. resp. 1º	Hora del día
(189) MORO SALES, CARLOS			
1			15:04:11.676
2	2:03.801	+5.695	15:06:15.477
3	2:01.255	+3.149	15:08:16.732
4	1:58.106		15:10:14.838
5	2:00.800	+2.694	15:12:15.638
6	1:58.893	+0.787	15:14:14.531
7	1:59.958	+1.852	15:16:14.489
8	1:59.472	+1.366	15:18:13.961
9	2:00.338	+2.232	15:20:14.299
10	1:58.990	+0.884	15:22:13.289
11	1:59.019	+0.913	15:24:12.308
12	1:59.901	+1.795	15:26:12.209
13	2:00.949	+2.843	15:28:13.158

Vuelta	T. de vuelta	Dif. resp. 1º	Hora del día
(85) GONZALEZ BAILON, ELIAS			
1			15:04:06.017
2	2:03.664	+4.347	15:06:09.681
3	1:59.317		15:08:08.998
4	2:04.067	+4.750	15:10:13.065
5	2:02.017	+2.700	15:12:15.082
6	2:02.620	+3.303	15:14:17.702
7	1:59.847	+0.530	15:16:17.549
8	1:59.992	+0.675	15:18:17.541
9	2:01.028	+1.711	15:20:18.569
10	2:00.222	+0.905	15:22:18.791
11	2:00.155	+0.838	15:24:18.946
12	2:00.967	+1.650	15:26:19.913
13	2:01.070	+1.753	15:28:20.983

Vuelta	T. de vuelta	Dif. resp. 1º	Hora del día
(120) BARANDIARAN MARTIN, ASIER			
1			15:04:23.231
2	2:07.500	+11.139	15:06:30.731
3	2:02.626	+6.265	15:08:33.357
4	1:59.835	+3.474	15:10:33.192
5	2:02.284	+5.923	15:12:35.476
6	1:58.618	+2.257	15:14:34.094
7	1:59.458	+3.097	15:16:33.552
8	1:56.361		15:18:29.913
9	1:57.118	+0.757	15:20:27.031
10	1:58.281	+1.920	15:22:25.312
11	1:57.882	+1.521	15:24:23.194
12	1:58.164	+1.803	15:26:21.358
13	2:00.176	+3.815	15:28:21.534

Vuelta	T. de vuelta	Dif. resp. 1º	Hora del día
(587) MARKIEGI GARMENDIA, URTZI			
1			15:04:15.777
2	2:04.637	+7.011	15:06:20.414
3	2:01.487	+3.861	15:08:21.901
4	1:58.813	+1.187	15:10:20.714
5	1:57.626		15:12:18.340
6	2:00.035	+2.409	15:14:18.375
7	1:59.756	+2.130	15:16:18.131
8	1:59.966	+2.340	15:18:18.097
9			

Motocross de Falces

Campeonato Navarra & Euskadi

El Vedadillo 1,280 km

2ª MX ELITE

29/10/2017 15:25

Carrera (20:00 y 2 Vueltas) iniciado a 15:02:01

Vuelta	T. de vuelta	Dif. resp. 1º	Hora del día
11	2:00.495	+2.869	15:24:20.030
12	2:00.689	+3.063	15:26:20.719
13	2:03.092	+5.466	15:28:23.811

(19) MAROTO ROYO, MIGUEL ANGEL

1			15:04:19.950
2	2:04.657	+4.880	15:06:24.607
3	2:02.313	+2.536	15:08:26.920
4	2:02.825	+3.048	15:10:29.745
5	2:01.872	+2.095	15:12:31.617
6	2:01.370	+1.593	15:14:32.987
7	1:59.777		15:16:32.764
8	2:00.660	+0.883	15:18:33.424
9	2:00.826	+1.049	15:20:34.250
10	2:00.869	+1.092	15:22:35.119
11	2:00.456	+0.679	15:24:35.575
12	2:00.233	+0.456	15:26:35.808
13	2:02.504	+2.727	15:28:38.312

(15) RAUFAST PARDO, RICARDO

1			15:04:20.824
2	2:06.624	+6.364	15:06:27.448
3	2:04.280	+4.020	15:08:31.728
4	2:00.889	+0.629	15:10:32.617
5	2:04.580	+4.320	15:12:37.197
6	2:02.857	+2.597	15:14:40.054
7	2:03.605	+3.345	15:16:43.659
8	2:00.380	+0.120	15:18:44.039
9	2:00.260		15:20:44.299
10	2:01.349	+1.089	15:22:45.648
11	2:01.675	+1.415	15:24:47.323
12	2:02.497	+2.237	15:26:49.820
13	2:03.260	+3.000	15:28:53.080

(338) BERNADAUS ESTELA, IVAN LUIS

1			15:04:21.535
2	2:06.511	+6.051	15:06:28.046
3	2:04.787	+4.327	15:08:32.833
4	2:02.733	+2.273	15:10:35.566
5	2:03.201	+2.741	15:12:38.767
6	2:02.787	+2.327	15:14:41.554
7	2:04.172	+3.712	15:16:45.726
8	2:04.344	+3.884	15:18:50.070
9	2:04.617	+4.157	15:20:54.687
10	2:03.010	+2.550	15:22:57.697
11	2:06.487	+6.027	15:25:04.184
12	2:00.460		15:27:04.644

(34) DIAZ ROY, CARLOS

1			15:04:12.677
2	2:05.148	+1.828	15:06:17.825
3	2:05.826	+2.506	15:08:23.651
4	2:03.951	+0.631	15:10:27.602
5	2:03.320		15:12:30.922
6	2:05.711	+2.391	15:14:36.633
7	2:04.818	+1.498	15:16:41.451
8	2:05.527	+2.207	15:18:46.978
9	2:04.531	+1.211	15:20:51.509
10	2:05.702	+2.382	15:22:57.211
11	2:05.937	+2.617	15:25:03.148
12	2:09.254	+5.934	15:27:12.402

(4) MACIAS SANCHEZ, ALBERTO

1			15:04:13.955
2	2:05.703	+1.484	15:06:19.658
3	2:05.101	+0.882	15:08:24.759
4	2:04.405	+0.186	15:10:29.164
5	2:05.054	+0.835	15:12:34.218
6	2:04.477	+0.258	15:14:38.695
7	2:04.219		15:16:42.914
8	2:05.274	+1.055	15:18:48.188
9	2:05.206	+0.987	15:20:53.394
10	2:05.559	+1.340	15:22:58.953
11	2:07.828	+3.609	15:25:06.781

Vuelta	T. de vuelta	Dif. resp. 1º	Hora del día
12	2:07.329	+3.110	15:27:14.110

(23) MUÑOZ DE LA PEÑA VICENTE, JUAN

1			15:04:19.638
2	2:05.980	+3.187	15:06:25.618
3	2:03.536	+0.743	15:08:29.154
4	2:02.793		15:10:31.947
5	2:03.263	+0.470	15:12:35.210
6	2:03.926	+1.133	15:14:39.136
7	2:05.634	+2.841	15:16:44.770
8	2:04.199	+1.406	15:18:48.969
9	2:05.056	+2.263	15:20:54.025
10	2:06.079	+3.286	15:23:00.104
11	2:09.397	+6.604	15:25:09.501
12	2:05.689	+2.896	15:27:15.190

(531) UZQUEDA ELVIRA, PABLO

1			15:04:09.381
2	2:05.202	+2.152	15:06:14.583
3	2:05.324	+2.274	15:08:19.907
4	2:05.626	+2.576	15:10:25.533
5	2:03.749	+0.699	15:12:29.282
6	2:03.050		15:14:32.332
7	2:06.480	+3.430	15:16:38.812
8	2:06.839	+3.789	15:18:45.651
9	2:04.187	+1.137	15:20:49.838
10	2:06.814	+3.764	15:22:56.652
11	2:12.770	+9.720	15:25:09.422
12	2:11.031	+7.981	15:27:20.453

(241) MARKIEGI GARMENDIA, UNAI

1			15:04:17.413
2	2:06.393	+0.979	15:06:23.806
3	2:08.457	+3.043	15:08:32.263
4	2:09.692	+4.278	15:10:41.955
5	2:07.618	+2.204	15:12:49.573
6	2:07.456	+2.042	15:14:57.029
7	2:05.414		15:17:02.443
8	2:05.616	+0.202	15:19:08.059
9	2:09.188	+3.774	15:21:17.247
10	2:20.071	+14.657	15:23:37.318
11	2:08.598	+3.184	15:25:45.916
12	2:07.804	+2.390	15:27:53.720

(14) CANALIS ARISO, IVAN

1			15:04:18.932
2	2:11.341	+6.128	15:06:30.273
3	2:10.358	+5.145	15:08:40.631
4	2:06.216	+1.003	15:10:46.847
5	2:05.780	+0.567	15:12:52.627
6	2:06.285	+1.072	15:14:58.912
7	2:05.213		15:17:04.125
8	2:07.875	+2.662	15:19:12.000
9	2:09.020	+3.807	15:21:21.020
10	2:14.867	+9.654	15:23:35.887
11	2:13.285	+8.072	15:25:49.172
12	2:09.111	+3.898	15:27:58.283

(171) MENE MANERO, LUIS

1			15:04:26.414
2	2:09.572	+2.292	15:06:35.986
3	2:14.960	+7.680	15:08:50.946
4	2:07.280		15:10:58.226
5	2:08.646	+1.366	15:13:06.872
6	2:24.637	+17.357	15:15:31.509

(900) IDIAQUEZ SAN PEDRO, JON

1			15:03:48.579
2	1:50.937		15:05:39.516



MOTOCLUB FALCES



Motocross de Falces

Clasificado por vueltas

Campeonato Navarra & Euskadi

El Vedadillo 1,280 km

2ª MX ELITE

29/10/2017 15:25

Carrera (20:00 y 2 Vueltas) iniciado a 15:02:01

Pos.	Nº	Piloto	Vtas.	Total Tº	Dif.	Mejor Vta.	Clase
1	331	VILLAVERDE MARIN, ADRIAN	13	24:58.262		1:52.132	MX2
2	66	ALFARO ZORZANO, JAVIER	13	25:04.062	5.800	1:53.895	MX1
3	811	BELLIDO PARDO, FERNANDO	13	25:05.063	6.801	1:53.435	MX1
4	117	FERNANDEZ GARCIA, CESAR	13	25:08.105	9.843	1:52.541	MX1
5	37	LOPEZ GADEA, ALEJANDRO	13	25:30.196	31.934	1:55.592	MX1
6	118	AYENSA ALARCON, LUIS ANDRES	13	25:32.366	34.104	1:54.179	MX1
7	8	PRADERA ABRISKETA, JAIME	13	25:36.951	38.689	1:55.388	MX2
8	24	ARRIOLA POMBRIGO, IKER	13	25:40.270	42.008	1:56.296	MX1
9	77	MATUTE IRUZUBIETA, DANIEL	13	25:43.756	45.494	1:56.160	MX1
10	81	GOÑI NOGUES, JUAN	13	26:02.852	1:04.590	1:54.367	MX2
11	139	GUTIERREZ ORTIZ, SERGIO	13	26:04.555	1:06.293	1:53.661	MASTER
12	189	MORO SALES, CARLOS	13	26:11.715	1:13.453	1:58.106	MASTER
13	85	GONZALEZ BAILON, ELIAS	13	26:19.540	1:21.278	1:59.317	MX1
14	120	BARANDIARAN MARTIN, ASIER	13	26:20.091	1:21.829	1:56.361	MX1
15	587	MARKIEGI GARMENDIA, URTZI	13	26:22.368	1:24.106	1:57.626	MX2
16	19	MAROTO ROYO, MIGUEL ANGEL	13	26:36.869	1:38.607	1:59.777	MX1
17	15	RAUFAST PARDO, RICARDO	13	26:51.637	1:53.375	2:00.260	MX2
18	338	BERNADAUS ESTELA, IVAN LUIS	12	25:03.201	1 Vuelta	2:00.460	MX2
19	34	DIAZ ROY, CARLOS	12	25:10.959	1 Vuelta	2:03.320	MX2
20	4	MACIAS SANCHEZ, ALBERTO	12	25:12.667	1 Vuelta	2:04.219	MASTER
21	23	MUÑOZ DE LA PEÑA VICENTE, JUAN	12	25:13.747	1 Vuelta	2:02.793	MX2
22	531	UZQUEDA ELVIRA, PABLO	12	25:19.010	1 Vuelta	2:03.050	MX2
23	241	MARKIEGI GARMENDIA, UNAI	12	25:52.277	1 Vuelta	2:05.414	MX2
24	14	CANALIS ARISO, IVAN	12	25:56.840	1 Vuelta	2:05.213	MX2
No clasificado (60% = 8 Vueltas)							
NT	171	MENE MANERO, LUIS	6	13:30.066	NT	2:07.280	MX2
NT	900	IDIAQUEZ SAN PEDRO, JON	2	3:38.073	NT	1:50.937	MX2

Márgen de victoria	Velocidad media	Mejor tº de vuelta	Mejor Vel.	Mejor vuelta para
5.800	39,982	1:52.132	41,094	331 - VILLAVERDE MARIN, ADRI

CronoSipp - Esteban.crono@gmail.com

Orbits



Impresos: 29/10/2017 15:36:39



MOTOCLUB FALCES



Motocross de Falces

Campeonato Navarra & Euskadi

El Vedadillo 1,280 km

FINAL ELITE

Pos.	Nº	Piloto	Total	1M	2M	Clase	Licencia
MASTER							
1	189	MORO SALES, CARLOS	47	25	22	MASTER	53131-Z
2	139	GUTIERREZ ORTIZ, SERGIO	45	20	25	MASTER	278986-BI
3	4	MACIAS SANCHEZ, ALBERTO	42	22	20	MASTER	279030-BI
MX1							
1	117	FERNANDEZ GARCIA, CESAR	42	22	20	MX1	53139-Z
2	66	ALFARO ZORZANO, JAVIER	39	14	25	MX1	241632-LO
3	77	MATUTE IRUZUBIETA, DANIEL	39	25	14	MX1	241543-LO
4	37	LOPEZ GADEA, ALEJANDRO	38	20	18	MX1	52996-Z
5	811	BELLIDO PARDO, FERNANDO	37	15	22	MX1	52997-Z
6	24	ARRIOLA POMBRIGO, IKER	33	18	15	MX1	276815-BI
7	120	BARANDIARAN MARTIN, ASIER	28	16	12	MX1	279045-SS
8	85	GONZALEZ BAILON, ELIAS	26	13	13	MX1	53059-Z
9	19	MAROTO ROYO, MIGUEL ANGEL	23	12	11	MX1	53096-Z
10	118	AYENSA ALARCON, LUIS ANDRES	16	0	16	MX1	235736-NA
NT	17	GONZALEZ VILLATE, OSCAR	0	0	--	MX1	276824-BI
MX2							
1	331	VILLAVERDE MARIN, ADRIAN	47	22	25	MX2	53110-Z
2	8	PRADERA ABRISKETA, JAIME	40	18	22	MX2	279007-BI
3	81	GOÑI NOGUES, JUAN	40	20	20	MX2	235749-NA
4	587	MARKIEGI GARMENDIA, URTZI	34	16	18	MX2	279044-SS
5	15	RAUFAST PARDO, RICARDO	31	15	16	MX2	53053-Z
6	338	BERNADAUS ESTELA, IVAN LUIS	28	13	15	MX2	53141-Z
7	23	MUÑOZ DE LA PEÑA VICENTE, JUAN	27	14	13	MX2	52975-HU
8	34	DIAZ ROY, CARLOS	26	12	14	MX2	53058-TE
9	900	IDIAQUEZ SAN PEDRO, JON	25	25	0	MX2	279003-VI
10	241	MARKIEGI GARMENDIA, UNAI	22	11	11	MX2	279043-SS
11	531	UZQUEDA ELVIRA, PABLO	21	9	12	MX2	235729-NA
12	14	CANALIS ARISO, IVAN	20	10	10	MX2	53040-HU
NT	171	MENE MANERO, LUIS	0	0	0	MX2	53073-Z-AMP
NT	12	INDIANO CORDERO, DAVID	0	0	--	MX2	241605-LO





Motocross de Falces

Clasificado por mejor tiempo de vuelta


Campeonato Navarra & Euskadi

El Vedadillo 1,280 km

Crono Grupo A

29/10/2017 10:00

Clasificación (20:00 Tiempo) iniciado a 9:58:59



Pos.	Nº	Piloto	Tiempo	Dif. resp. 1º	Clase	A manga de
1	900	IDIAQUEZ SAN PEDRO, JON	1:55.461		MX2	Elite
2	118	AYENSA ALARCON, LUIS ANDRES	1:58.034	2.573	MX1	Elite
3	24	ARRIOLA POMBRIGO, IKER	2:03.814	8.353	MX1	Elite
4	37	LOPEZ GADEA, ALEJANDRO	2:05.070	9.609	MX1	Elite
5	19	MAROTO ROYO, MIGUEL ANGEL	2:05.587	10.126	MX1	Elite
6	12	INDIANO CORDERO, DAVID	2:05.906	10.445	MX2	Elite
7	77	MATUTE IRUZUBIETA, DANIEL	2:06.943	11.482	MX1	Elite
8	85	GONZALEZ BAILON, ELIAS	2:07.172	11.711	MX1	Elite
9	189	MORO SALES, CARLOS	2:09.016	13.555	MASTER	Elite
10	338	BERNADAUS ESTELA, IVAN LUIS	2:10.584	15.123	MX2	Elite
11	241	MARKIEGI GARMENDIA, UNAI	2:13.544	18.083	MX2	Elite
12	3	ARGUILE MARTINEZ, AUGUSTO	2:16.955	21.494	MX1	Elite
13	14	CANALIS ARISO, IVAN	2:17.280	21.819	MX2	Elite
14	531	UZQUEDA ELVIRA, PABLO	2:17.374	21.913	MX2	Elite
15	34	DIAZ ROY, CARLOS	2:19.964	24.503	MX2	Elite
16	16	VICENTE MARTINEZ, ALEJANDRO	2:20.805	25.344	MX1	
17	88	LLAGUNO JAUREGUI, ISRAEL	2:23.618	28.157	MX2	
18	7	AGUILA LOPEZ, JONAS	2:23.876	28.415	MX2	
19	31	MARTINEZ JAUREGUI, AITOR	2:24.485	29.024	MASTER	
20	9	MINDEGUIA SAN MARTIN, FERNANDO	2:24.714	29.253	MX2	
21	87	TERCEÑO LAFUENTE, LUIS	2:25.764	30.303	MX1	
22	104	ELGUEZABAL LARRABEITI, ANDER	2:27.419	31.958	MX1	
23	247	GUERETA MAGER, ION ANDER	2:29.988	34.527	MX2	
24	70	ARRIEZU MANZANARES, ASTOR	2:30.506	35.045	MX2	
25	26	ZOZAYA MUNARRIZ, GULLERMO	2:32.976	37.515	MX2	
26	80	CID PERCAZ, IÑIGO	2:33.008	37.547	MX2	
27	983	GOMEZ ARAQUISTAIN, MIKEL	2:41.882	46.421	MX2	
28	48	MATEO PEREZ, OCTAVIO JOSE	2:42.002	46.541	MASTER	
29	124	ALEGRE FERNÁNDEZ DE HEREDIA, MIGUEL	2:45.329	49.868	MX2	
30	191	SANCHEZ MARTIN, RUBEN	3:00.042	1:04.581	MASTER	
31	98	SANCHEZ MARTIN, HECTOR	3:07.365	1:11.904	MASTER	



MOTOCLUB FALCES



Motocross de Falces

Clasificado por mejor tiempo de vuelta

Campeonato Navarra & Euskadi

El Vedadillo 1,280 km

Crono Grupo A

29/10/2017 10:00

Clasificación (20:00 Tiempo) iniciado a 9:58:59

Pos.	Nº	Piloto	Tiempo	Dif. resp. 1º	Clase	A manga de
32	18	SANTAMARIA MARTINEZ, GALDER	20:00.356	18:04.895	MX2	



Motocross de Falces

Campeonato Navarra & Euskadi

El Vedadillo 1,280 km

Crono Grupo A

29/10/2017 10:00

Clasificación (20:00 Tiempo) iniciado a 9:58:59

Vuelta	. de vuelta	Dif. resp. 1°	Hora del día
(900) IDIAQUEZ SAN PEDRO, JON			
1			10:02:23.071
2	2:03.337	+7.876	10:04:26.408
3	2:06.984	+11.523	10:06:33.392
4	2:15.625	+20.164	10:08:49.017
5	1:58.852	+3.391	10:10:47.869
6	2:17.296	+21.835	10:13:05.165
7	1:57.235	+1.774	10:15:02.400
8	1:57.893	+2.432	10:17:00.293
9	1:58.999	+3.538	10:18:59.292
10	1:55.461		10:20:54.753

Vuelta	. de vuelta	Dif. resp. 1°	Hora del día
(118) AYENSA ALARCON, LUIS ANDRES			
1			10:03:02.064
2	2:03.554	+5.520	10:05:05.618
3	2:36.384	+38.350	10:07:42.002
4	2:02.350	+4.316	10:09:44.352
5	2:17.931	+19.897	10:12:02.283
6	2:01.303	+3.269	10:14:03.586
7	2:32.437	+34.403	10:16:36.023
8	1:58.034		10:18:34.057
9	2:34.846	+36.812	10:21:08.903

Vuelta	. de vuelta	Dif. resp. 1°	Hora del día
(24) ARRIOLA POMBRIGO, IKER			
1			10:01:35.765
2	2:13.194	+9.380	10:03:48.959
3	2:56.467	+52.653	10:06:45.426
4	2:34.720	+30.906	10:09:20.146
5	2:14.006	+10.192	10:11:34.152
6	2:09.942	+6.128	10:13:44.094
7	4:59.383	+2:55.569	10:18:43.477
8	2:03.814		10:20:47.291

Vuelta	. de vuelta	Dif. resp. 1°	Hora del día
(37) LOPEZ GADEA, ALEJANDRO			
1			10:01:34.185
2	2:31.282	+26.212	10:04:05.467
3	2:13.282	+8.212	10:06:18.749
4	2:16.589	+11.519	10:08:35.338
5	2:05.070		10:10:40.408
6	2:08.550	+3.480	10:12:48.958
7	2:05.188	+0.118	10:14:54.146
8	2:05.890	+0.820	10:17:00.036

Vuelta	. de vuelta	Dif. resp. 1°	Hora del día
(19) MAROTO ROYO, MIGUEL ANGEL			
1			10:01:19.643
2	2:41.702	+36.115	10:04:01.345
3	2:12.573	+6.986	10:06:13.918
4	3:05.329	+59.742	10:09:19.247
5	2:42.685	+37.098	10:12:01.932
6	2:05.587		10:14:07.519
7	2:58.131	+52.544	10:17:05.650

Vuelta	. de vuelta	Dif. resp. 1°	Hora del día
(12) INDIANO CORDERO, DAVID			
1			10:01:50.144
2	2:20.088	+14.182	10:04:10.232
3	2:12.456	+6.550	10:06:22.688
4	2:05.906		10:08:28.594
5	4:03.017	+1:57.111	10:12:31.611

Vuelta	. de vuelta	Dif. resp. 1°	Hora del día
(77) MATUTE IRUZUBIETA, DANIEL			
1			10:01:16.549
2	2:16.914	+9.971	10:03:33.463
3	2:12.637	+5.694	10:05:46.100
4	2:09.976	+3.033	10:07:56.076
5	2:07.416	+0.473	10:10:03.492
6	2:09.808	+2.865	10:12:13.300
7	2:07.715	+0.772	10:14:21.015
8	2:06.943		10:16:27.958
9	2:54.754	+47.811	10:19:22.712

Vuelta	. de vuelta	Dif. resp. 1°	Hora del día
(85) GONZALEZ BAILON, ELIAS			
1			10:01:16.131
2	3:08.796	+1:01.624	10:04:24.927

Vuelta	. de vuelta	Dif. resp. 1°	Hora del día
(189) MORO SALES, CARLOS			
1			10:01:28.382
2	2:15.395	+6.379	10:03:43.777
3	2:17.184	+8.168	10:06:00.961
4	2:11.812	+2.796	10:08:12.773
5	2:13.286	+4.270	10:10:26.059
6	2:14.170	+5.154	10:12:40.229
7	2:12.378	+3.362	10:14:52.607
8	2:11.972	+2.956	10:17:04.579
9	2:09.016		10:19:13.595

Vuelta	. de vuelta	Dif. resp. 1°	Hora del día
(338) BERNADAUS ESTELA, IVAN LUIS			
1			10:01:46.138
2	2:20.587	+10.003	10:04:06.725
3	2:28.892	+18.308	10:06:35.617
4	2:16.964	+6.380	10:08:52.581
5	2:26.439	+15.855	10:11:19.020
6	2:23.936	+13.352	10:13:42.956
7	2:10.584		10:15:53.540
8	2:29.066	+18.482	10:18:22.606
9	2:21.546	+10.962	10:20:44.152

Vuelta	. de vuelta	Dif. resp. 1°	Hora del día
(241) MARKIEGI GARMENDIA, UNAI			
1			10:01:20.520
2	2:22.203	+8.659	10:03:42.723
3	2:19.056	+5.512	10:06:01.779
4	2:19.325	+5.781	10:08:21.104
5	2:25.492	+11.948	10:10:46.596
6	2:43.203	+29.659	10:13:29.799
7	2:13.544		10:15:43.343
8	2:13.889	+0.345	10:17:57.232
9	2:17.936	+4.392	10:20:15.168

Vuelta	. de vuelta	Dif. resp. 1°	Hora del día
(3) ARGUILE MARTINEZ, AUGUSTO			
1			10:01:24.281
2	2:30.734	+13.779	10:03:55.015
3	2:31.302	+14.347	10:06:26.317
4	2:24.934	+7.979	10:08:51.251
5	2:24.857	+7.902	10:11:16.108
6	2:19.863	+2.908	10:13:35.971
7	2:17.206	+0.251	10:15:53.177
8	2:18.120	+1.165	10:18:11.297
9	2:16.955		10:20:28.252

Vuelta	. de vuelta	Dif. resp. 1°	Hora del día
(14) CANALIS ARISO, IVAN			
1			10:01:27.993
2	2:29.384	+12.104	10:03:57.377
3	2:40.935	+23.655	10:06:38.312
4	2:37.063	+19.783	10:09:15.375
5	2:26.986	+9.706	10:11:42.361
6	2:49.715	+32.435	10:14:32.076
7	2:20.783	+3.503	10:16:52.859
8	2:17.280		10:19:10.139

Vuelta	. de vuelta	Dif. resp. 1°	Hora del día
(531) UZQUEDA ELVIRA, PABLO			
1			10:01:52.124
2	2:36.084	+18.710	10:04:28.208
3	3:56.665	+1:39.291	10:08:24.873
4	2:33.465	+16.091	10:10:58.338
5	2:17.374		10:13:15.712
6	3:30.049	+1:12.675	10:16:45.761

Vuelta	. de vuelta	Dif. resp. 1°	Hora del día
(34) DIAZ ROY, CARLOS			
1			10:01:54.025
2	2:31.590	+11.626	10:04:25.615
3	2:37.628	+17.664	10:07:03.243
4	2:30.301	+10.337	10:09:33.544
5	2:19.964		10:11:53.508

Vuelta	. de vuelta	Dif. resp. 1°	Hora del día
(16) VICENTE MARTINEZ, ALEJANDRO			
1			10:01:42.184
2	2:48.359	+27.554	10:04:30.543
3	2:31.027	+10.222	10:07:01.570
4	2:24.306	+3.501	10:09:25.876
5	2:25.598	+4.793	10:11:51.474
6	2:25.388	+4.583	10:14:16.862
7	2:27.168	+6.363	10:16:44.030
8	2:20.805		10:19:04.835

Vuelta	. de vuelta	Dif. resp. 1°	Hora del día
(88) LLAGUNO JAUREGUI, ISRAEL			
1			10:01:47.648
2	2:38.595	+14.977	10:04:26.243
3	2:29.588	+5.970	10:06:55.831
4	2:26.820	+3.202	10:09:22.651
5	3:49.849	+1:26.231	10:13:12.500
6	2:29.824	+6.206	10:15:42.324
7	2:23.618		10:18:05.942
8	3:09.480	+45.862	10:21:15.422

Vuelta	. de vuelta	Dif. resp. 1°	Hora del día
(7) AGUILA LOPEZ, JONAS			
1			10:01:43.707
2	2:35.289	+11.413	10:04:18.996
3	2:50.307	+26.431	10:07:09.303
4	3:20.178	+56.302	10:10:29.481
5	2:31.631	+7.755	10:13:01.112
6	2:33.187	+9.311	10:15:34.299
7	2:25.950	+2.074	10:18:00.249
8	2:23.876		10:20:24.125

Vuelta	. de vuelta	Dif. resp. 1°	Hora del día
(31) MARTINEZ JAUREGUI, AITOR			
1			10:02:56.019
2	2:29.900	+5.415	10:05:25.919
3	2:34.813	+10.328	10:08:00.732
4	2:24.485		10:10:25.217
5	2:29.619	+5.134	10:12:54.836
6	2:24.879	+0.394	10:15:19.715
7	3:42.598	+1:18.113	10:19:02.313

Vuelta	. de vuelta	Dif. resp. 1°	Hora del día
(9) MINDEGUA SAN MARTIN, FERNANDO			
1			10:01:39.155
2	2:34.223	+9.509	10:04:13.378
3	2:27.288	+2.574	10:06:40.666
4	3:58.172	+1:33.458	10:10:38.838
5	2:29.398	+4.684	10:13:08.236
6	2:30.196	+5.482	10:15:38.432
7	2:31.492	+6.778	10:18:09.924
8	2:24.714		10:20:34.638

Vuelta	. de vuelta	Dif. resp. 1°	Hora del día
(87) TERCEÑO LAFUENTE, LUIS			
1			10:01:48.709
2	2:33.731	+7.967	10:04:22.440
3	2:25.764		10:06:48.204

Vuelta	. de vuelta	Dif. resp. 1°	Hora del día
(104) ELGUEZABAL LARRABEITI, ANDER			
1			10:01:33.063
2	2:41.878	+14.459	10:04:14.941
3	2		

Motocross de Falces

Campeonato Navarra & Euskadi

El Vedadillo 1,280 km

Crono Grupo A

29/10/2017 10:00

Clasificación (20:00 Tiempo) iniciado a 9:58:59

Vuelta	. de vuelta	Dif. resp. 1°	Hora del día	Vuelta	. de vuelta	Dif. resp. 1°	Hora del día	Vuelta	. de vuelta	Dif. resp. 1°	Hora del día
2	2:32.882	+2.376	10:03:51.460								
3	5:18.904	+2:48.398	10:09:10.364								
4	2:30.506		10:11:40.870								
(26) ZOZAYA MUNARRIZ, GULLERMO											
1			10:02:20.354								
2	5:03.260	+2:30.284	10:07:23.614								
3	4:59.347	+2:26.371	10:12:22.961								
4	5:12.357	+2:39.381	10:17:35.318								
5	2:32.976		10:20:08.294								
(80) CID PERCAZ, IÑIGO											
1			10:01:49.544								
2	3:17.597	+44.589	10:05:07.141								
3	2:52.055	+19.047	10:07:59.196								
4	2:33.008		10:10:32.204								
5	2:34.875	+1.867	10:13:07.079								
(983) GOMEZ ARAQUISTAIN, MIKEL											
1			10:02:18.983								
2	2:55.240	+13.358	10:05:14.223								
3	2:56.819	+14.937	10:08:11.042								
4	2:54.026	+12.144	10:11:05.068								
5	2:57.183	+15.301	10:14:02.251								
6	2:55.807	+13.925	10:16:58.058								
7	2:41.882		10:19:39.940								
(48) MATEO PEREZ, OCTAVIO JOSE											
1			10:01:45.349								
2	2:42.002		10:04:27.351								
3	2:52.423	+10.421	10:07:19.774								
4	4:57.155	+12:15.153	10:22:16.929								
(124) ALEGRE FERNÁNDEZ DE HEREDIA, MIGUEL											
1			10:02:27.191								
2	3:06.874	+21.545	10:05:34.065								
3	7:11.099	+4:25.770	10:12:45.164								
4	3:03.309	+17.980	10:15:48.473								
5	2:55.092	+9.763	10:18:43.565								
6	2:45.329		10:21:28.894								
(191) SANCHEZ MARTIN, RUBEN											
1			10:02:16.702								
2	3:00.528	+0.486	10:05:17.230								
3	3:03.187	+3.145	10:08:20.417								
4	3:05.331	+5.289	10:11:25.748								
5	3:01.522	+1.480	10:14:27.270								
6	3:00.042		10:17:27.312								
(98) SANCHEZ MARTIN, HECTOR											
1			10:02:17.744								
2	4:03.464	+56.099	10:06:21.208								
3	3:07.365		10:09:28.573								
4	3:44.906	+37.541	10:13:13.479								
5	4:00.454	+53.089	10:17:13.933								
(18) SANTAMARIA MARTINEZ, GALDER											
1			10:01:35.987								
2	0:00.356		10:21:36.343								



MOTOCLUB FALCES



Motocross de Falces

Clasificado por mejor tiempo de vuelta

Campeonato Navarra & Euskadi

El Vedadillo 1,280 km

Crono Grupo B

29/10/2017 10:25

Clasificación (20:00 Tiempo) iniciado a 10:23:31

Pos.	Nº	Piloto	Tiempo	Dif. resp. 1º	Clase	A manga de
1	331	VILLAVERDE MARIN, ADRIAN	1:51.850		MX2	Elite
2	139	GUTIERREZ ORTIZ, SERGIO	1:52.586	0.736	MASTER	Elite
3	120	BARANDIARAN MARTIN, ASIER	1:56.470	4.620	MX1	Elite
4	811	BELLIDO PARDO, FERNANDO	1:57.117	5.267	MX1	Elite
5	15	RAUFAST PARDO, RICARDO	1:57.545	5.695	MX2	Elite
6	23	MUÑOZ DE LA PEÑA VICENTE, JUAN	1:58.218	6.368	MX2	Elite
7	117	FERNANDEZ GARCIA, CESAR	1:58.500	6.650	MX1	Elite
8	171	MENE MANERO, LUIS	1:58.639	6.789	MX2	Elite
9	81	GOÑI NOGUES, JUAN	1:58.824	6.974	MX2	Elite
10	66	ALFARO ZORZANO, JAVIER	1:58.837	6.987	MX1	Elite
11	17	GONZALEZ VILLATE, OSCAR	1:59.220	7.370	MX1	Elite
12	4	MACIAS SANCHEZ, ALBERTO	2:00.359	8.509	MASTER	Elite
13	587	MARKIEGI GARMENDIA, URTZI	2:00.598	8.748	MX2	Elite
14	8	PRADERA ABRISKETA, JAIME	2:00.705	8.855	MX2	Elite
15	25	GOÑI NOGUES, PEDRO	2:02.385	10.535	MX1	Elite
16	51	LARRAÑAGA BARRIO, RAMON	2:02.820	10.970	MX2	
17	89	DIAZ GONZALEZ, JOSU	2:04.490	12.640	MX2	
18	300	LUZAR URIARTE, GOTZON	2:05.153	13.303	MX1	
19	5	FERNANDEZ GOMEZ, JONATHAN	2:05.399	13.549	MX2	
20	41	CALAVIA VICENTE, JOSE A.	2:07.530	15.680	MASTER	
21	111	ANTON SANCHEZ, JESUS	2:08.634	16.784	MX2	
22	28	ETXEGIA ETXEBESTE, XUBAN	2:11.343	19.493	MX2	
23	91	MENDIZABAL MENDIZABAL, ALBERTO	2:12.376	20.526	MX1	
24	50	GRACIA GIMENO, EMILIO JESUS	2:14.547	22.697	MASTER	
25	44	PEÑA SAINZ, ALEJANDRO	2:23.523	31.673	MX2	



Motocross de Falces

Campeonato Navarra & Euskadi

Crono Grupo B

El Vedadillo 1,280 km

29/10/2017 10:25

Clasificación (20:00 Tiempo) iniciado a 10:23:31

Vuelta	T. de vuelta	Dif. resp. 1º	Hora del día
(331) VILLAVERDE MARIN, ADRIAN			
1	2:04.823	+12.973	10:27:46.115
2	2:03.144	+11.294	10:29:49.259
3	1:53.311	+1.461	10:31:42.570
4	5:26.565	+3:34.715	10:37:09.135
5	1:51.850		10:39:00.985
6	2:53.657	+1:01.807	10:41:54.642
7	2:18.551	+26.701	10:44:13.193

Vuelta	T. de vuelta	Dif. resp. 1º	Hora del día
(139) GUTIERREZ ORTIZ, SERGIO			
1	1:55.783	+3.197	10:28:22.136
2	2:45.590	+53.004	10:31:07.726
3	1:53.870	+1.284	10:33:01.596
4	1:52.586		10:34:54.182
5	1:54.168	+1.582	10:36:48.350
6	2:43.108	+50.522	10:39:31.458
7	2:30.130	+37.544	10:42:01.588
8	2:08.104	+15.518	10:44:09.692

Vuelta	T. de vuelta	Dif. resp. 1º	Hora del día
(120) BARANDIARAN MARTIN, ASIER			
1	2:03.282	+6.812	10:28:17.516
2	1:58.639	+2.169	10:30:16.155
3	2:13.505	+17.035	10:32:29.660
4	2:06.442	+9.972	10:34:36.102
5	2:04.126	+7.656	10:36:40.228
6	2:17.850	+21.380	10:38:58.078
7	1:56.470		10:40:54.548
8	2:24.364	+27.894	10:43:18.912
9	2:14.501	+18.031	10:45:33.413

Vuelta	T. de vuelta	Dif. resp. 1º	Hora del día
(811) BELLIDO PARDO, FERNANDO			
1	2:01.063	+3.946	10:27:36.371
2	2:00.172	+3.055	10:29:36.543
3	2:00.623	+3.506	10:31:37.166
4	2:02.701	+5.584	10:33:39.867
5	1:58.249	+1.132	10:35:38.116
6	2:04.567	+7.450	10:37:42.683
7	1:57.117		10:39:39.800
8	2:16.350	+19.233	10:41:56.150
9	2:01.210	+4.093	10:43:57.360

Vuelta	T. de vuelta	Dif. resp. 1º	Hora del día
(15) RAUFAS PARDON, RICARDO			
1	2:01.079	+3.534	10:28:04.089
2	1:57.545		10:30:01.634
3	2:00.337	+2.792	10:32:01.971
4	2:11.414	+13.869	10:34:13.385
5	2:06.067	+8.522	10:36:19.452
6	1:59.498	+1.953	10:38:18.950

Vuelta	T. de vuelta	Dif. resp. 1º	Hora del día
(23) MUÑOZ DE LA PEÑA VICENTE, JUAN			
1	2:04.621	+6.403	10:27:49.209
2	2:18.954	+20.736	10:30:08.163
3	2:07.650	+9.432	10:32:15.813
4	2:01.150	+2.932	10:34:16.963
5	2:21.339	+23.121	10:36:38.302
6	1:58.218		10:38:36.520
7	2:36.530	+38.312	10:41:13.050
8	2:22.571	+24.353	10:43:35.621

Vuelta	T. de vuelta	Dif. resp. 1º	Hora del día
(117) FERNANDEZ GARCIA, CESAR			
1	2:06.113	+7.613	10:29:05.397
2	2:07.864	+9.364	10:31:13.261
3	2:10.287	+11.787	10:33:23.548
4	2:03.813	+5.313	10:35:27.361
5	2:22.447	+23.947	10:37:49.808
6	2:15.748	+17.248	10:40:05.556
7	1:58.500		10:42:04.056
8	2:00.580	+2.080	10:44:04.636

Vuelta	T. de vuelta	Dif. resp. 1º	Hora del día
(171) MENE MANERO, LUIS			
1	2:03.577	+4.938	10:28:02.820
2	2:10.564	+11.925	10:30:13.384
3	2:07.486	+8.847	10:32:20.870

Vuelta	T. de vuelta	Dif. resp. 1º	Hora del día
4	1:58.639		10:34:19.509
5	2:18.222	+19.583	10:36:37.731
6	2:35.413	+36.774	10:39:13.144
7	2:22.895	+24.256	10:41:36.039
8	2:46.866	+48.227	10:44:22.905

Vuelta	T. de vuelta	Dif. resp. 1º	Hora del día
(81) GOÑI NOGUES, JUAN			
1	2:08.794	+9.970	10:28:44.625
2	2:10.975	+12.151	10:30:55.600
3	2:00.310	+1.486	10:32:55.916
4	2:25.006	+26.182	10:35:20.916
5	1:58.824		10:37:19.740
6	2:16.447	+17.623	10:39:36.187
7	2:01.227	+2.403	10:41:37.414
8	1:59.729	+0.905	10:43:37.143

Vuelta	T. de vuelta	Dif. resp. 1º	Hora del día
(66) ALFARO ZORZANO, JAVIER			
1	2:06.381	+7.544	10:29:39.405
2	2:04.631	+5.794	10:31:44.036
3	2:03.623	+4.786	10:33:47.659
4	2:01.963	+3.126	10:35:49.622
5	1:59.457	+0.620	10:37:49.079
6	1:58.837		10:39:47.916
7	3:24.400	+1:25.563	10:43:12.316
8	2:14.071	+15.234	10:45:26.387

Vuelta	T. de vuelta	Dif. resp. 1º	Hora del día
(17) GONZALEZ VILLATE, OSCAR			
1	2:20.218	+20.998	10:28:53.633
2	2:04.821	+5.601	10:30:58.454
3	2:01.775	+2.555	10:33:00.229
4	2:44.557	+45.337	10:35:44.786
5	2:00.674	+1.454	10:37:45.460
6	1:59.220		10:39:44.680
7	2:42.648	+43.428	10:42:27.328
8	1:59.997	+0.777	10:44:27.325

Vuelta	T. de vuelta	Dif. resp. 1º	Hora del día
(4) MACIAS SANCHEZ, ALBERTO			
1	2:13.037	+12.678	10:29:22.640
2	2:09.005	+8.646	10:31:31.645
3	2:36.046	+35.687	10:34:07.691
4	2:04.697	+4.338	10:36:12.388
5	2:04.549	+4.190	10:38:16.937
6	3:07.908	+1:07.549	10:41:24.845
7	2:00.359		10:43:25.204
8	2:23.094	+22.735	10:45:48.298

Vuelta	T. de vuelta	Dif. resp. 1º	Hora del día
(587) MARKIEGI GARMENDIA, URTZI			
1	2:05.516	+4.918	10:28:33.945
2	2:02.872	+2.274	10:30:36.817
3	2:01.511	+0.913	10:32:38.328
4	2:00.598		10:34:38.926
5	2:02.312	+1.714	10:36:41.238
6	2:03.092	+2.494	10:38:44.330
7	2:08.912	+8.314	10:40:53.242
8	2:05.105	+4.507	10:42:58.347
9	2:07.764	+7.166	10:45:06.111

Vuelta	T. de vuelta	Dif. resp. 1º	Hora del día
(8) PRADERA ABRISKETA, JAIME			
1	2:06.025	+5.320	10:27:53.242
2	2:02.999	+2.294	10:29:56.241
3	2:04.326	+3.621	10:32:00.567
4	2:02.168	+1.463	10:34:02.735
5	3:32.603	+1:31.898	10:37:35.338
6	2:01.695	+0.990	10:39:37.033
7	2:03.365	+2.660	10:41:40.398
8	2:00.705		10:43:41.103

Vuelta	T. de vuelta	Dif. resp. 1º	Hora del día
(25) GOÑI NOGUES, PEDRO			
1	2:17.162	+14.777	10:28:56.650
2	2:09.374	+6.989	10:31:06.024
3	2:15.220	+12.835	10:33:21.244
4	2:02.385		10:35:23.629
5	2:52.679	+50.294	10:38:16.308
6	2:08.678	+6.293	10:40:24.986

Vuelta	T. de vuelta	Dif. resp. 1º	Hora del día
7	2:06.115	+3.730	10:42:31.101
8	2:20.640	+18.255	10:44:51.741

Vuelta	T. de vuelta	Dif. resp. 1º	Hora del día
(51) LARRAÑAGA BARRIO, RAMON			
1	2:22.309	+19.489	10:29:04.161
2	2:07.414	+4.594	10:31:11.575
3	2:49.327	+46.507	10:34:00.902
4	2:04.827	+2.007	10:36:05.729
5	2:05.211	+2.391	10:38:10.940
6	2:16.838	+14.018	10:40:27.778
7	2:03.733	+0.913	10:42:31.511
8	2:02.820		10:44:34.331

Vuelta	T. de vuelta	Dif. resp. 1º	Hora del día
(89) DIAZ GONZALEZ, JOSU			
1	2:20.669	+16.179	10:29:24.428
2	2:11.881	+7.391	10:31:36.309
3	2:20.189	+15.699	10:33:56.498
4	2:34.243	+29.753	10:36:30.741
5	2:06.798	+2.308	10:38:37.539
6	2:32.779	+28.289	10:41:10.318
7	2:04.490		10:43:14.808
8	2:20.960	+16.470	10:45:35.768

Vuelta	T. de vuelta	Dif. resp. 1º	Hora del día
(300) LUZAR URIARTE, GOTZON			
1	2:23.229	+18.076	10:29:31.164
2	2:20.296	+15.143	10:31:51.460
3	2:17.384	+12.231	10:34:08.844
4	2:13.823	+8.670	10:36:22.667
5	2:08.110	+2.957	10:38:30.777
6	2:05.153		10:40:35.930
7	3:16.579	+1:11.426	10:43:52.509

Vuelta	T. de vuelta	Dif. resp. 1º	Hora del día
(5) FERNANDEZ GOMEZ, JONATHAN			
1	2:15.453	+10.054	10:29:20.041
2	2:10.485	+5.086	10:31:30.526
3	2:11.954	+6.555	10:33:42.480
4	2:09.546	+4.147	10:35:52.026
5	2:08.677	+3.278	10:38:00.703
6	3:02.964	+57.565	10:41:03.667
7	2:05.399		10:43:09.066
8	2:12.126	+6.727	10:45:21.192

Vuelta



Motocross de Falces

Campeonato Navarra & Euskadi

El Vedadillo 1,280 km

Crono Grupo B

29/10/2017 10:25

Clasificación (20:00 Tiempo) iniciado a 10:23:31

Vuelta	T. de vuelta	Dif. resp. 1°	Hora del día
3	2:12.402	+0.026	10:33:34.665
4	2:19.160	+6.784	10:35:53.825
5	2:16.210	+3.834	10:38:10.035
6	2:12.376		10:40:22.411
7	2:31.766	+19.390	10:42:54.177
8	2:37.478	+25.102	10:45:31.655

(50) GRACIA GIMENO, EMILIO JESUS

1	2:23.081	+8.534	10:29:15.851
2	2:19.321	+4.774	10:31:35.172
3	2:20.581	+6.034	10:33:55.753
4	2:20.016	+5.469	10:36:15.769
5	2:17.546	+2.999	10:38:33.315
6	2:14.547		10:40:47.862
7	3:24.491	+1:09.944	10:44:12.353

(44) PEÑA SAINZ, ALEJANDRO

1	2:28.751	+5.228	10:29:35.045
2	2:29.209	+5.686	10:32:04.254
3	2:25.736	+2.213	10:34:29.990
4	2:26.927	+3.404	10:36:56.917
5	2:23.523		10:39:20.440
6	2:25.063	+1.540	10:41:45.503
7	2:27.458	+3.935	10:44:12.961

Vuelta	T. de vuelta	Dif. resp. 1°	Hora del día
--------	--------------	---------------	--------------

Vuelta	T. de vuelta	Dif. resp. 1°	Hora del día
--------	--------------	---------------	--------------

Motocross de Falces

Campeonato Navarra & Euskadi

El Vedadillo 1,280 km

1ª Manga CONSOLACION

29/10/2017 12:00

Carrera (20:00 y 2 Vueltas) iniciado a 11:52:47

Vuelta	T. de vuelta	Dif. resp. 1º	Hora del día
(51) LARRAÑAGA BARRIO, RAMON			
1			11:54:52.470
2	2:04.128	+9.670	11:56:56.598
3	1:56.476	+2.018	11:58:53.074
4	1:54.458		12:00:47.532
5	1:55.878	+1.420	12:02:43.410
6	1:54.997	+0.539	12:04:38.407
7	1:56.516	+2.058	12:06:34.923
8	1:57.327	+2.869	12:08:32.250
9	1:59.265	+4.807	12:10:31.515
10	2:01.706	+7.248	12:12:33.221
11	1:57.453	+2.995	12:14:30.674
12	2:01.565	+7.107	12:16:32.239
13	2:01.811	+7.353	12:18:34.050

Vuelta	T. de vuelta	Dif. resp. 1º	Hora del día
(300) LUZAR URIARTE, GOTZON			
1			11:54:40.098
2	1:59.071	+1.656	11:56:39.169
3	1:59.324	+1.909	11:58:38.493
4	2:00.794	+3.379	12:00:39.287
5	2:02.183	+4.768	12:02:41.470
6	1:58.561	+1.146	12:04:40.031
7	1:57.415		12:06:37.446
8	2:00.000	+2.585	12:08:37.446
9	1:59.053	+1.638	12:10:36.499
10	2:01.671	+4.256	12:12:38.170
11	1:59.503	+2.088	12:14:37.673
12	2:00.580	+3.165	12:16:38.253
13	2:05.061	+7.646	12:18:43.314

Vuelta	T. de vuelta	Dif. resp. 1º	Hora del día
(5) FERNANDEZ GOMEZ, JONATHAN			
1			11:54:45.384
2	2:01.639	+2.409	11:56:47.023
3	2:00.139	+0.909	11:58:47.162
4	1:59.230		12:00:46.392
5	2:01.225	+1.995	12:02:47.617
6	2:01.735	+2.505	12:04:49.352
7	2:04.955	+5.725	12:06:54.307
8	2:05.008	+5.772	12:08:59.309
9	2:03.596	+4.366	12:11:02.905
10	2:01.836	+2.606	12:13:04.741
11	2:04.001	+4.771	12:15:08.742
12	2:05.195	+5.965	12:17:13.937
13	2:04.635	+5.405	12:19:18.572

Vuelta	T. de vuelta	Dif. resp. 1º	Hora del día
(111) ANTON SANCHEZ, JESUS			
1			11:54:50.867
2	2:04.477	+2.970	11:56:55.344
3	2:01.507		11:58:56.851
4	2:02.598	+1.091	12:00:59.449
5	2:02.597	+1.090	12:03:02.046
6	2:03.716	+2.209	12:05:05.762
7	2:05.814	+4.307	12:07:11.576
8	2:05.090	+3.583	12:09:16.666
9	2:04.008	+2.501	12:11:20.674
10	2:05.550	+4.043	12:13:26.224
11	2:04.334	+2.827	12:15:30.558
12	2:05.723	+4.216	12:17:36.281
13	2:03.232	+1.725	12:19:39.513

Vuelta	T. de vuelta	Dif. resp. 1º	Hora del día
(41) CALAVIA VICENTE, JOSE A.			
1			11:54:51.452
2	2:04.860	+1.748	11:56:56.312
3	2:03.112		11:58:59.424
4	2:04.088	+0.976	12:01:03.512
5	2:06.019	+2.907	12:03:09.531
6	2:05.458	+2.346	12:05:14.989
7	2:06.060	+2.948	12:07:21.049
8	2:06.180	+3.068	12:09:27.229
9	2:05.965	+2.853	12:11:33.194
10	2:05.906	+2.794	12:13:39.100
11	2:06.710	+3.598	12:15:45.810
12	2:08.349	+5.237	12:17:54.159

Vuelta	T. de vuelta	Dif. resp. 1º	Hora del día
(18) SANTAMARIA MARTINEZ, GALDER			
13	2:06.772	+3.660	12:20:00.931
1			11:55:02.691
2	2:06.700	+4.987	11:57:09.391
3	2:01.713		11:59:11.104
4	2:04.507	+2.794	12:01:15.611
5	2:04.446	+2.733	12:03:20.057
6	2:03.448	+1.735	12:05:23.505
7	2:06.591	+4.878	12:07:30.996
8	2:04.899	+3.186	12:09:34.995
9	2:05.684	+3.971	12:11:40.679
10	2:05.471	+3.758	12:13:46.150
11	2:05.542	+3.829	12:15:51.692
12	2:05.314	+3.601	12:17:57.006
13	2:04.767	+3.054	12:20:01.773

Vuelta	T. de vuelta	Dif. resp. 1º	Hora del día
(7) AGUILA LOPEZ, JONAS			
1			11:55:03.620
2	2:08.212	+5.240	11:57:11.832
3	2:09.790	+6.818	11:59:21.622
4	2:07.227	+4.255	12:01:28.849
5	2:05.890	+2.918	12:03:34.739
6	2:08.649	+5.677	12:05:43.388
7	2:05.161	+2.189	12:07:48.549
8	2:05.355	+2.383	12:09:53.904
9	2:03.579	+0.607	12:11:57.483
10	2:04.961	+1.989	12:14:02.444
11	2:03.570	+0.598	12:16:06.014
12	2:02.972		12:18:08.986
13	2:03.960	+0.988	12:20:12.946

Vuelta	T. de vuelta	Dif. resp. 1º	Hora del día
(16) VICENTE MARTINEZ, ALEJANDRO			
1			11:55:07.815
2	2:04.631	+1.025	11:57:12.446
3	2:07.891	+4.285	11:59:20.337
4	2:07.006	+3.400	12:01:27.343
5	2:08.989	+5.383	12:03:36.332
6	2:05.073	+1.467	12:05:41.405
7	2:06.408	+2.802	12:07:47.813
8	2:03.955	+0.349	12:09:51.768
9	2:04.752	+1.146	12:11:56.520
10	2:05.013	+1.407	12:14:01.533
11	2:05.050	+1.444	12:16:06.583
12	2:06.714	+3.108	12:18:13.297
13	2:03.606		12:20:16.903

Vuelta	T. de vuelta	Dif. resp. 1º	Hora del día
(9) MINDEGUIA SAN MARTIN, FERNANDO			
1			11:54:57.487
2	2:08.785	+2.985	11:57:06.272
3	2:09.594	+3.794	11:59:15.866
4	2:07.731	+1.931	12:01:23.597
5	2:10.402	+4.602	12:03:33.999
6	2:06.791	+0.991	12:05:40.790
7	2:06.610	+0.810	12:07:47.400
8	2:07.336	+1.536	12:09:54.736
9	2:08.241	+2.441	12:12:02.977
10	2:08.249	+2.449	12:14:11.226
11	2:06.187	+0.387	12:16:17.413
12	2:06.257	+0.457	12:18:23.670
13	2:05.800		12:20:29.470

Vuelta	T. de vuelta	Dif. resp. 1º	Hora del día
(88) LLAGUNO JAUREGUI, ISRAEL			
1			11:55:02.406
2	2:08.753	+4.848	11:57:11.159
3	2:08.247	+4.342	11:59:19.406
4	2:07.286	+3.381	12:01:26.692
5	2:08.400	+4.495	12:03:35.092
6	2:09.339	+5.434	12:05:44.431
7	2:05.645	+1.740	12:07:50.076
8	2:06.026	+2.121	12:09:56.102
9	2:08.311	+4.406	12:12:04.413
10	2:07.351	+3.446	12:14:11.764
11	2:03.905		12:16:15.669

Vuelta	T. de vuelta	Dif. resp. 1º	Hora del día
(89) DIAZ GONZALEZ, JOSU			
12	2:07.441	+3.536	12:18:23.110
13	2:11.762	+7.857	12:20:34.872
1			11:55:41.985
2	2:00.537	+0.024	11:57:42.522
3	2:00.513		11:59:43.035
4	2:04.376	+3.863	12:01:47.411
5	2:03.976	+3.463	12:03:51.387
6	2:04.641	+4.128	12:05:56.028
7	2:05.019	+4.506	12:08:01.047
8	2:04.577	+4.064	12:10:05.624
9	2:07.286	+6.773	12:12:12.910
10	2:07.198	+6.685	12:14:20.108
11	2:06.991	+6.478	12:16:27.099
12	2:09.012	+8.499	12:18:36.111

Vuelta	T. de vuelta	Dif. resp. 1º	Hora del día
(50) GRACIA GIMENO, EMILIO JESUS			
1			11:55:01.652
2	2:09.022	+2.462	11:57:10.674
3	2:07.926	+1.366	11:59:18.600
4	2:07.615	+1.055	12:01:26.215
5	2:06.560		12:03:32.775
6	2:11.391	+4.831	12:05:44.166
7	2:10.321	+3.761	12:07:54.487
8	2:09.019	+2.459	12:10:03.506
9	2:09.019	+2.459	12:12:12.525
10	2:10.899	+4.339	12:14:23.424
11	2:10.356	+3.796	12:16:33.780
12	2:08.860	+2.300	12:18:42.640

Vuelta	T. de vuelta	Dif. resp. 1º	Hora del día
(28) ETXEGIA ETXEBESTE, XUBAN			
1			11:55:14.237
2	2:08.482	+2.867	11:57:22.719
3	2:10.817	+5.202	11:59:33.536
4	2:07.144	+1.529	12:01:40.680
5	2:05.674	+0.059	12:03:46.354
6	2:05.796	+0.181	12:05:52.150
7	2:05.615		12:07:57.765
8	2:06.481	+0.866	12:10:04.246
9	2:09.387	+3.772	12:12:13.633
10	2:10.448	+4.833	12:14:24.081
11	2:11.128	+5.513	12:16:35.209
12	2:12.080	+6.465	12:18:47.289

Vuelta	T. de vuelta	Dif. resp. 1º	Hora del día
(91) MENDIZABAL MENDIZABAL, ALBERTO			
1			11:55:10.957
2	2:12.962	+5.885	11:57:23.919
3	2:12.307	+5.230	11:59:36.226
4	2:13.202	+6.125	12:01:49.428
5	2:10.607	+3.530	12:04:00.035
6	2:10.277	+3.200	12:06:10.312
7	2:11.057	+3.980	12:08:21.369
8	2:11.285	+4.208	12:10:32.654
9	2:10.363	+3.286	12:12:43.017
10	2:10.701	+3.624	12:14:53.718
11	2:07.077		12:17:00.795
12	2:09.895	+2.818	12:19:10.690

Vuelta	T. de vuelta	Dif. resp. 1º	Hora del día
(80) CID PERCAZ, IÑIGO			
1			11:55:08.286
2	2:20.094	+10.839	11:57:28.380
3	2:11.406	+2.151	11:59:39.786
4	2:10.674	+1.419	12:01:50.460
5	2:13.182	+3.927	12:04:03.642
6	2:09.255		12:06:12.897
7	2:10.856	+1.601	12:08:23.753
8	2:10.682	+1.427	12:10:34.435
9	2:12.550	+3.295	

Motocross de Falces

Campeonato Navarra & Euskadi

El Vedadillo 1,280 km

1ª Manga CONSOLACION

29/10/2017 12:00

Carrera (20:00 y 2 Vueltas) iniciado a 11:52:47

Vuelta	T. de vuelta	Dif. resp. 1º	Hora del día
1			11:55:07.372
2	2:14.828	+4.546	11:57:22.200
3	2:13.233	+2.951	11:59:35.433
4	2:10.680	+0.398	12:01:46.113
5	2:13.313	+3.031	12:03:59.426
6	2:10.282		12:06:09.708
7	2:10.530	+0.248	12:08:20.238
8	2:10.891	+0.609	12:10:31.129
9	2:23.636	+13.354	12:12:54.765
10	2:15.918	+5.636	12:15:10.683
11	2:14.129	+3.847	12:17:24.812
12	2:16.470	+6.188	12:19:41.282

(191) SANCHEZ MARTIN, RUBEN

1			11:56:11.395
2	2:10.527	+3.718	11:58:21.922
3	2:09.449	+2.640	12:00:31.371
4	2:06.882	+0.073	12:02:38.253
5	2:09.361	+2.552	12:04:47.614
6	2:12.542	+5.733	12:07:00.156
7	2:07.771	+0.962	12:09:07.927
8	2:07.839	+1.030	12:11:15.766
9	2:07.161	+0.352	12:13:22.927
10	2:06.809		12:15:29.736
11	2:12.842	+6.033	12:17:42.578
12	2:17.759	+10.950	12:20:00.337

(48) MATEO PEREZ, OCTAVIO JOSE

1			11:55:06.532
2	2:11.276		11:57:17.808
3	2:12.209	+0.933	11:59:30.017
4	2:17.934	+6.658	12:01:47.951
5	2:20.477	+9.201	12:04:08.428
6	2:15.491	+4.215	12:06:23.919
7	2:18.803	+7.527	12:08:42.722
8	2:17.698	+6.422	12:11:00.420
9	2:16.499	+5.223	12:13:16.919
10	2:17.896	+6.620	12:15:34.815
11	2:17.831	+6.555	12:17:52.646
12	2:19.466	+8.190	12:20:12.112

(983) GOMEZ ARAQUISTAIN, MIKEL

1			11:55:27.010
2	2:14.564	+0.825	11:57:41.574
3	2:14.693	+0.954	11:59:56.267
4	2:13.739		12:02:10.006
5	2:16.325	+2.586	12:04:26.331
6	2:14.262	+0.523	12:06:40.593
7	2:14.072	+0.333	12:08:54.665
8	2:14.297	+0.558	12:11:08.962
9	2:14.601	+0.862	12:13:23.563
10	2:16.181	+2.442	12:15:39.744
11	2:20.572	+6.833	12:18:00.316
12	2:18.786	+5.047	12:20:19.102

(247) GUERETA MAGER, ION ANDER

1			11:55:38.437
2	2:14.034		11:57:52.471
3	2:18.000	+3.966	12:00:10.471
4	2:16.538	+2.504	12:02:27.009
5	2:17.888	+3.854	12:04:44.897
6	2:17.307	+3.273	12:07:02.204
7	2:18.485	+4.451	12:09:20.689
8	2:16.082	+2.048	12:11:36.771
9	2:15.951	+1.917	12:13:52.722
10	2:17.067	+3.033	12:16:09.789
11	2:18.061	+4.027	12:18:27.850
12	2:15.458	+1.424	12:20:43.308

(44) PEÑA SAINZ, ALEJANDRO

1			11:55:05.979
2	2:13.699	+0.790	11:57:19.678
3	2:12.909		11:59:32.587
4	2:16.147	+3.238	12:01:48.734

Vuelta	T. de vuelta	Dif. resp. 1º	Hora del día
5	2:14.166	+1.257	12:04:02.900
6	2:13.617	+0.708	12:06:16.517
7	3:41.755	+1:28.846	12:09:58.272
8	2:13.840	+0.931	12:12:12.112
9	2:16.779	+3.870	12:14:28.891
10	2:16.285	+3.376	12:16:45.176
11	2:14.925	+2.016	12:19:00.101

(26) ZOZAYA MUNARRIZ, GULLERMO

1			11:55:13.437
2	2:17.695		11:57:31.132
3	2:27.335	+9.640	11:59:58.467
4	2:19.869	+2.174	12:02:18.336
5	2:28.367	+10.672	12:04:46.703
6	2:29.441	+11.746	12:07:16.144
7	2:24.995	+7.300	12:09:41.139
8	2:25.831	+8.136	12:12:06.970
9	2:28.575	+10.880	12:14:35.545
10	2:17.865	+0.170	12:16:53.410
11	2:18.032	+0.337	12:19:11.442

(98) SANCHEZ MARTIN, HECTOR

1			11:55:45.961
2	2:12.162	+1.395	11:57:58.123
3	2:10.767		12:00:08.890
4	2:12.519	+1.752	12:02:21.409
5	2:13.705	+2.938	12:04:35.114
6	2:15.221	+4.454	12:06:50.335
7	2:16.591	+5.824	12:09:06.926
8	3:26.879	+1:16.112	12:12:33.805
9	2:18.189	+7.422	12:14:51.994
10	2:14.974	+4.207	12:17:06.968
11	2:15.409	+4.642	12:19:22.377

(70) ARRIEZU MANZANARES, ASTOR

1			11:55:23.078
2	2:02.973		11:57:26.051
3	2:08.432	+5.459	11:59:34.483
4	2:25.381	+22.408	12:01:59.864
5	2:06.002	+3.029	12:04:05.866
6	2:07.810	+4.837	12:06:13.676
7	2:26.542	+23.569	12:08:40.218

(31) MARTINEZ JAUREGUI, AITOR

1			11:54:49.501
2	2:05.421		11:56:54.922
3	2:09.685	+4.264	11:59:04.607
4	2:07.142	+1.721	12:01:11.749
5	2:07.711	+2.290	12:03:19.460
6	2:16.406	+10.985	12:05:35.866

(25) GOÑI NOGUES, PEDRO

1			11:54:46.725
2	2:01.513	+0.116	11:56:48.238
3	2:01.397		11:58:49.635



MOTOCLUB FALCES



Motocross de Falces

Clasificado por vueltas

Campeonato Navarra & Euskadi

El Vedadillo 1,280 km

1ª Manga CONSOLACION

29/10/2017 12:00

Carrera (20:00 y 2 Vueltas) iniciado a 11:52:47

Pos.	Nº	Piloto	Vtas.	Total Tº	Dif.	Mejor Vta.	Clase
1	51	LARRAÑAGA BARRIO, RAMON	13	25:46.688		1:54.458	MX2
2	300	LUZAR URIARTE, GOTZON	13	25:55.952	9.264	1:57.415	MX1
3	5	FERNANDEZ GOMEZ, JONATHAN	13	26:31.210	44.522	1:59.230	MX2
4	111	ANTON SANCHEZ, JESUS	13	26:52.151	1:05.463	2:01.507	MX2
5	41	CALAVIA VICENTE, JOSE A.	13	27:13.569	1:26.881	2:03.112	MASTER
6	18	SANTAMARIA MARTINEZ, GALDER	13	27:14.411	1:27.723	2:01.713	MX2
7	7	AGUILA LOPEZ, JONAS	13	27:25.584	1:38.896	2:02.972	MX2
8	16	VICENTE MARTINEZ, ALEJANDRO	13	27:29.541	1:42.853	2:03.606	MX1
9	9	MINDEGUIA SAN MARTIN, FERNANDO	13	27:42.108	1:55.420	2:05.800	MX2
10	88	LLAGUNO JAUREGUI, ISRAEL	13	27:47.510	2:00.822	2:03.905	MX2
11	89	DIAZ GONZALEZ, JOSU	12	25:48.749	1 Vuelta	2:00.513	MX2
12	50	GRACIA GIMENO, EMILIO JESUS	12	25:55.278	1 Vuelta	2:06.560	MASTER
13	28	ETXEGIA ETXEBESTE, XUBAN	12	25:59.927	1 Vuelta	2:05.615	MX2
14	91	MENDIZABAL MENDIZABAL, ALBERTO	12	26:23.328	1 Vuelta	2:07.077	MX1
15	80	CID PERCAZ, IÑIGO	12	26:33.838	1 Vuelta	2:09.255	MX2
16	124	ALEGRE FERNÁNDEZ DE HEREDIA, MIGI	12	26:53.920	1 Vuelta	2:10.282	MX2
17	191	SANCHEZ MARTIN, RUBEN	12	27:12.975	1 Vuelta	2:06.809	MASTER
18	48	MATEO PEREZ, OCTAVIO JOSE	12	27:24.750	1 Vuelta	2:11.276	MASTER
19	983	GOMEZ ARAQUISTAIN, MIKEL	12	27:31.740	1 Vuelta	2:13.739	MX2
20	247	GUERETA MAGER, ION ANDER	12	27:55.946	1 Vuelta	2:14.034	MX2
21	44	PEÑA SAINZ, ALEJANDRO	11	26:12.739	2 Vueltas	2:12.909	MX2
22	26	ZOZAYA MUNARRIZ, GULLERMO	11	26:24.080	2 Vueltas	2:17.695	MX2
23	98	SANCHEZ MARTIN, HECTOR	11	26:35.015	2 Vueltas	2:10.767	MASTER
No clasificado (60% = 8 Vueltas)							
NT	70	ARRIEZU MANZANARES, ASTOR	7	15:52.856	NT	2:02.973	MX2
NT	31	MARTINEZ JAUREGUI, AITOR	6	12:48.504	NT	2:05.421	MASTER
NT	25	GOÑI NOGUES, PEDRO	3	6:02.273	NT	2:01.397	MX1

Márgen de victoria	Velocidad media	Mejor tº de vuelta	Mejor Vel.	Mejor vuelta para
9.264	38,731	1:54.458	40,259	51 - LARRAÑAGA BARRIO, RAMC

CronoSipp - Esteban.crono@gmail.com

Orbits



Impresos: 29/10/2017 12:22:17



MOTOCUB FALCES



Motocross de Falces

Clasificado por vueltas

Campeonato Navarra & Euskadi & Aragón & Rioja

El Vedadillo 1,280 km

2ª Manga CONSOLACION

29/10/2017 14:55

Carrera (20:00 y 2 Vueltas) iniciado a 14:24:26

Pos.	Nº	Piloto	Vtas.	Total Tº	Dif.	Mejor Vta.	Clase
1	51	LARRAÑAGA BARRIO, RAMON	12	24:19.697		1:57.419	MX2
2	5	FERNANDEZ GOMEZ, JONATHAN	12	24:41.780	22.083	2:01.777	MX2
3	111	ANTON SANCHEZ, JESUS	12	24:45.518	25.821	2:00.285	MX2
4	41	CALAVIA VICENTE, JOSE A.	12	25:06.665	46.968	2:02.840	MASTER
5	25	GOÑI NOGUES, PEDRO	12	25:06.734	47.037	2:03.575	MX1
6	16	VICENTE MARTINEZ, ALEJANDRO	12	25:14.487	54.790	2:03.663	MX1
7	7	AGUILA LOPEZ, JONAS	12	25:20.074	1:00.377	2:05.222	MX2
8	9	MINDEGUIA SAN MARTIN, FERNANDO	12	25:31.189	1:11.492	2:03.553	MX2
9	18	SANTAMARIA MARTINEZ, GALDER	12	25:31.904	1:12.207	2:03.193	MX2
10	88	LLAGUNO JAUREGUI, ISRAEL	12	25:39.010	1:19.313	2:05.369	MX2
11	89	DIAZ GONZALEZ, JOSU	12	25:55.860	1:36.163	2:04.240	MX2
12	191	SANCHEZ MARTIN, RUBEN	12	26:05.375	1:45.678	2:06.401	MASTER
13	28	ETXEGIA ETXEBESTE, XUBAN	12	26:10.157	1:50.460	2:06.275	MX2
14	31	MARTINEZ JAUREGUI, AITOR	12	26:12.589	1:52.892	2:05.905	MASTER
15	50	GRACIA GIMENO, EMILIO JESUS	12	26:20.808	2:01.111	2:09.137	MASTER
16	91	MENDIZABAL MENDIZABAL, ALBERTO	12	26:22.179	2:02.482	2:09.196	MX1
17	80	CID PERCAZ, IÑIGO	11	24:23.051	1 Vuelta	2:10.804	MX2
18	983	GOMEZ ARAQUISTAIN, MIKEL	11	24:40.428	1 Vuelta	2:11.757	MX2
19	124	ALEGRE FERNÁNDEZ DE HEREDIA, MIGUEL	11	24:41.219	1 Vuelta	2:11.353	MX2
20	44	PEÑA SAINZ, ALEJANDRO	11	24:47.360	1 Vuelta	2:12.175	MX2
21	247	GUERETA MAGER, ION ANDER	11	25:05.788	1 Vuelta	2:14.096	MX2
22	300	LUZAR URIARTE, GOTZON	11	25:12.521	1 Vuelta	2:04.224	MX1
23	98	SANCHEZ MARTIN, HECTOR	11	25:27.955	1 Vuelta	2:11.288	MASTER
24	48	MATEO PEREZ, OCTAVIO JOSE	11	26:29.140	1 Vuelta	2:12.673	MASTER
No clasificado (60% = 8 Vueltas)							
NT	26	ZOZAYA MUNARRIZ, GULLERMO	8	19:07.673	NT	2:16.430	MX2

Márgen de victoria	Velocidad media	Mejor tº de vuelta	Mejor Vel.	Mejor vuelta para
22.083	37,882	1:57.419	39,244	51 - LARRAÑAGA BARRIO, RAMON



Motocross de Falces

Campeonato Navarra & Euskadi & Aragón & Rioja

El Vedadillo 1,280 km

2ª Manga CONSOLACION

29/10/2017 14:55

Carrera (20:00 y 2 Vueltas) iniciado a 14:24:26

Vuelta	T. de vuelta	Dif. resp. 1º	Hora del día
(51) LARRAÑAGA BARRIO, RAMON			
1			14:26:29.011
2	2:10.223	+12.804	14:28:39.234
3	1:58.188	+0.769	14:30:37.422
4	2:00.762	+3.343	14:32:38.184
5	2:10.882	+13.463	14:34:49.066
6	1:57.419		14:36:46.485
7	1:57.782	+0.363	14:38:44.267
8	1:58.121	+0.702	14:40:42.388
9	1:58.888	+1.469	14:42:41.276
10	2:02.833	+5.414	14:44:44.109
11	1:58.945	+1.526	14:46:43.054
12	2:02.781	+5.362	14:48:45.835

Vuelta	T. de vuelta	Dif. resp. 1º	Hora del día
(5) FERNANDEZ GOMEZ, JONATHAN			
1			14:26:27.658
2	2:03.606	+1.829	14:28:31.264
3	2:04.287	+2.510	14:30:35.551
4	2:04.258	+2.481	14:32:39.809
5	2:03.644	+1.867	14:34:43.453
6	2:05.933	+4.156	14:36:49.386
7	2:03.703	+1.926	14:38:53.089
8	2:01.777		14:40:54.866
9	2:02.966	+1.189	14:42:57.832
10	2:03.310	+1.533	14:45:01.142
11	2:01.897	+0.120	14:47:03.039
12	2:04.879	+3.102	14:49:07.918

Vuelta	T. de vuelta	Dif. resp. 1º	Hora del día
(111) ANTON SANCHEZ, JESUS			
1			14:26:38.911
2	2:04.967	+4.682	14:28:43.878
3	2:06.179	+5.894	14:30:50.057
4	2:04.495	+4.210	14:32:54.552
5	2:04.981	+4.696	14:34:59.533
6	2:01.315	+1.030	14:37:00.848
7	2:00.708	+0.423	14:39:01.556
8	2:00.285		14:41:01.841
9	2:01.730	+1.445	14:43:03.571
10	2:01.881	+1.596	14:45:05.452
11	2:03.696	+3.411	14:47:09.148
12	2:02.508	+2.223	14:49:11.656

Vuelta	T. de vuelta	Dif. resp. 1º	Hora del día
(41) CALAVIA VICENTE, JOSE A.			
1			14:26:26.942
2	2:02.840		14:28:29.782
3	2:04.549	+1.709	14:30:34.331
4	2:03.743	+0.903	14:32:38.074
5	2:04.651	+1.811	14:34:42.725
6	2:03.883	+1.043	14:36:46.608
7	2:06.179	+3.339	14:38:52.787
8	2:07.960	+5.120	14:41:00.747
9	2:08.296	+5.456	14:43:09.043
10	2:06.134	+3.294	14:45:15.177
11	2:06.833	+3.993	14:47:22.010
12	2:10.793	+7.953	14:49:32.803

Vuelta	T. de vuelta	Dif. resp. 1º	Hora del día
(25) GOÑI NOGUES, PEDRO			
1			14:26:35.283
2	2:05.914	+2.339	14:28:41.197
3	2:04.852	+1.277	14:30:46.049
4	2:05.077	+1.502	14:32:51.126
5	2:04.692	+1.117	14:34:55.818
6	2:03.807	+0.232	14:36:59.625
7	2:05.427	+1.852	14:39:05.052
8	2:03.778	+0.203	14:41:08.830
9	2:03.904	+0.329	14:43:12.734
10	2:10.369	+6.794	14:45:23.103
11	2:03.575		14:47:26.678
12	2:06.194	+2.619	14:49:32.872

Vuelta	T. de vuelta	Dif. resp. 1º	Hora del día
(16) VICENTE MARTINEZ, ALEJANDRO			
1			14:26:31.802
2	2:06.141	+2.478	14:28:37.943

Vuelta	T. de vuelta	Dif. resp. 1º	Hora del día
3	2:07.401	+3.738	14:30:45.344
4	2:05.014	+1.351	14:32:50.358
5	2:07.813	+4.150	14:34:58.171
6	2:07.525	+3.862	14:37:05.696
7	2:08.302	+4.639	14:39:13.998
8	2:06.134	+2.471	14:41:20.132
9	2:06.842	+3.179	14:43:26.974
10	2:05.945	+2.282	14:45:32.919
11	2:03.663		14:47:36.582
12	2:04.043	+0.380	14:49:40.625

Vuelta	T. de vuelta	Dif. resp. 1º	Hora del día
(7) AGUILA LOPEZ, JONAS			
1			14:26:36.075
2	2:05.518	+0.296	14:28:41.593
3	2:07.112	+1.890	14:30:48.705
4	2:07.101	+1.879	14:32:55.806
5	2:06.185	+0.963	14:35:01.991
6	2:08.354	+3.132	14:37:10.345
7	2:06.115	+0.893	14:39:16.460
8	2:05.719	+0.497	14:41:22.179
9	2:05.642	+0.420	14:43:27.821
10	2:06.804	+1.582	14:45:34.625
11	2:06.365	+1.143	14:47:40.990
12	2:05.222		14:49:46.212

Vuelta	T. de vuelta	Dif. resp. 1º	Hora del día
(9) MINDEGUIA SAN MARTIN, FERNANDO			
1			14:26:44.382
2	2:11.339	+7.786	14:28:55.721
3	2:05.328	+1.775	14:31:01.049
4	2:04.510	+0.957	14:33:05.559
5	2:06.476	+2.923	14:35:12.035
6	2:06.355	+2.802	14:37:18.390
7	2:08.588	+5.035	14:39:26.978
8	2:07.695	+4.142	14:41:34.673
9	2:08.401	+4.848	14:43:43.074
10	2:05.342	+1.789	14:45:48.416
11	2:05.358	+1.805	14:47:53.774
12	2:03.553		14:49:57.327

Vuelta	T. de vuelta	Dif. resp. 1º	Hora del día
(18) SANTAMARIA MARTINEZ, GALDER			
1			14:26:33.462
2	2:04.881	+1.688	14:28:38.343
3	2:03.472	+0.279	14:30:41.815
4	2:03.193		14:32:45.008
5	2:35.825	+32.632	14:35:20.833
6	2:04.400	+1.207	14:37:25.233
7	2:05.822	+2.629	14:39:31.055
8	2:06.768	+3.575	14:41:37.823
9	2:06.165	+2.972	14:43:43.988
10	2:06.126	+2.933	14:45:50.114
11	2:04.143	+0.950	14:47:54.257
12	2:03.785	+0.592	14:49:58.042

Vuelta	T. de vuelta	Dif. resp. 1º	Hora del día
(88) LLAGUNO JAUREGUI, ISRAEL			
1			14:26:41.818
2	2:06.235	+0.866	14:28:48.053
3	2:08.353	+2.984	14:30:56.406
4	2:06.198	+0.829	14:33:02.604
5	2:06.219	+0.850	14:35:08.823
6	2:05.682	+0.313	14:37:14.505
7	2:05.737	+0.368	14:39:20.242
8	2:05.369		14:41:25.611
9	2:06.066	+0.697	14:43:31.677
10	2:17.800	+12.431	14:45:49.477
11	2:07.473	+2.104	14:47:56.950
12	2:08.198	+2.829	14:50:05.148

Vuelta	T. de vuelta	Dif. resp. 1º	Hora del día
(89) DIAZ GONZALEZ, JOSU			
1			14:26:28.682
2	2:18.016	+13.776	14:28:46.698
3	2:07.275	+3.035	14:30:53.973
4	2:06.150	+1.910	14:33:00.123
5	2:06.665	+2.425	14:35:06.788
6	2:06.257	+2.017	14:37:13.045

Vuelta	T. de vuelta	Dif. resp. 1º	Hora del día
7	2:05.753	+1.513	14:39:18.798
8	2:05.229	+0.989	14:41:24.027
9	2:04.240		14:43:28.267
10	2:05.196	+0.956	14:45:33.463
11	2:25.301	+21.061	14:47:58.764
12	2:23.234	+18.994	14:50:21.998

Vuelta	T. de vuelta	Dif. resp. 1º	Hora del día
(191) SANCHEZ MARTIN, RUBEN			
1			14:26:49.423
2	2:12.155	+5.754	14:29:01.578
3	2:11.400	+4.999	14:31:12.978
4	2:08.318	+1.917	14:33:21.296
5	2:08.914	+2.513	14:35:30.210
6	2:07.565	+1.164	14:37:37.775
7	2:06.401		14:39:44.176
8	2:07.886	+1.485	14:41:52.062
9	2:10.163	+3.762	14:44:02.225
10	2:09.730	+3.329	14:46:11.955
11	2:08.310	+1.909	14:48:20.265
12	2:11.248	+4.847	14:50:31.513

Vuelta	T. de vuelta	Dif. resp. 1º	Hora del día
(28) ETXEGIA ETXEBESTE, XUBAN			
1			14:26:45.191
2	2:07.409	+1.134	14:28:52.600
3	2:06.275		14:30:58.875
4	2:07.388	+1.113	14:33:06.263
5	2:06.432	+0.157	14:35:12.695
6	2:06.655	+0.380	14:37:19.350
7	2:10.375	+4.100	14:39:29.725
8	2:13.748	+7.473	14:41:43.473
9	2:15.476	+9.201	14:43:58.949
10	2:13.635	+7.360	14:46:12.584
11	2:12.115	+5.840	14:48:24.699
12	2:11.596	+5.321	14:50:36.295

Vuelta	T. de vuelta	Dif. resp. 1º	Hora del día
(31) MARTINEZ JAUREGUI, AITOR			
1			14:26:48.953
2	2:14.092	+8.187	14:29:03.045
3	2:13.916	+8.011	14:31:16.961
4	2:14.403	+8.498	14:33:31.364
5	2:09.345	+3.440	14:35:40.709
6	2:08.390	+2.485	14:37:49.099
7	2:08.184	+2.279	14:39:57.283
8	2:09.119	+3.214	14:42:06.402
9	2:09.426	+3.521	14:44:15.828
10	2:05.905		14:46:21.733
11	2:09.055	+3.150	

Motocross de Falces

Campeonato Navarra & Euskadi & Aragon & Rioja

El Vedadillo 1,280 km

2ª Manga CONSOLACION

29/10/2017 14:55

Carrera (20:00 y 2 Vueltas) iniciado a 14:24:26

Vuelta	T. de vuelta	Dif. resp. 1º	Hora del día
11	2:10.818	+1.622	14:48:37.511
12	2:10.806	+1.610	14:50:48.317

(80) CID PERCAZ, IÑIGO

1			14:26:42.989
2	2:11.897	+1.093	14:28:54.886
3	2:10.804		14:31:05.690
4	2:12.565	+1.761	14:33:18.255
5	2:11.443	+0.639	14:35:29.698
6	2:13.055	+2.251	14:37:42.753
7	2:13.637	+2.833	14:39:56.390
8	2:13.689	+2.885	14:42:10.079
9	2:14.316	+3.512	14:44:24.395
10	2:12.306	+1.502	14:46:36.701
11	2:12.488	+1.684	14:48:49.189

(983) GOMEZ ARAQUISTAIN, MIKEL

1			14:26:53.355
2	2:14.793	+3.036	14:29:08.148
3	2:12.104	+0.347	14:31:20.252
4	2:12.796	+1.039	14:33:33.048
5	2:15.182	+3.425	14:35:48.230
6	2:11.757		14:37:59.987
7	2:14.015	+2.258	14:40:14.002
8	2:12.666	+0.909	14:42:26.668
9	2:12.119	+0.362	14:44:38.787
10	2:12.033	+0.276	14:46:50.820
11	2:15.746	+3.989	14:49:06.566

(124) ALEGRE FERNÁNDEZ DE HEREDIA, MIGUEL

1			14:26:53.798
2	2:14.663	+3.310	14:29:08.461
3	2:13.726	+2.373	14:31:22.187
4	2:12.578	+1.225	14:33:34.765
5	2:14.087	+2.734	14:35:48.852
6	2:15.687	+4.334	14:38:04.539
7	2:12.124	+0.771	14:40:16.663
8	2:11.621	+0.268	14:42:28.284
9	2:12.631	+1.278	14:44:40.915
10	2:15.089	+3.736	14:46:56.004
11	2:11.353		14:49:07.357

(44) PEÑA SAINZ, ALEJANDRO

1			14:26:50.671
2	2:15.557	+3.382	14:29:06.228
3	2:15.288	+3.113	14:31:21.516
4	2:15.382	+3.207	14:33:36.898
5	2:15.367	+3.192	14:35:52.265
6	2:15.865	+3.690	14:38:08.130
7	2:12.908	+0.733	14:40:21.038
8	2:12.778	+0.603	14:42:33.816
9	2:12.175		14:44:45.991
10	2:13.659	+1.484	14:46:59.650
11	2:13.848	+1.673	14:49:13.498

(247) GUERETA MAGER, ION ANDER

1			14:26:41.702
2	2:16.689	+2.593	14:28:58.391
3	2:14.096		14:31:12.487
4	2:17.902	+3.806	14:33:30.389
5	2:17.150	+3.054	14:35:47.539
6	2:18.348	+4.252	14:38:05.887
7	2:17.312	+3.216	14:40:23.199
8	2:17.382	+3.286	14:42:40.581
9	2:19.341	+5.245	14:44:59.922
10	2:17.060	+2.964	14:47:16.982
11	2:14.944	+0.848	14:49:31.926

(300) LUZAR URIARTE, GOTZON

1			14:26:37.014
2	2:05.451	+1.227	14:28:42.465
3	2:04.224		14:30:46.689
4	2:05.665	+1.441	14:32:52.354
5	3:08.838	+1:04.614	14:36:01.192

Vuelta	T. de vuelta	Dif. resp. 1º	Hora del día
6	2:16.885	+12.661	14:38:18.077
7	2:14.036	+9.812	14:40:32.113
8	2:16.823	+12.599	14:42:48.936
9	2:20.891	+16.667	14:45:09.827
10	2:10.121	+5.897	14:47:19.948
11	2:18.711	+14.487	14:49:38.659

(98) SANCHEZ MARTIN, HECTOR

1			14:26:55.490
2	2:15.420	+4.132	14:29:10.910
3	2:13.079	+1.791	14:31:23.989
4	2:14.186	+2.898	14:33:38.175
5	2:14.517	+3.229	14:35:52.692
6	2:16.057	+4.769	14:38:08.749
7	2:14.525	+3.237	14:40:23.274
8	2:11.288		14:42:34.562
9	2:15.214	+3.926	14:44:49.776
10	2:13.545	+2.257	14:47:03.321
11	2:50.772	+39.484	14:49:54.093

(48) MATEO PEREZ, OCTAVIO JOSE

1			14:26:47.682
2	2:12.673		14:29:00.355
3	2:13.801	+1.128	14:31:14.156
4	2:16.846	+4.173	14:33:31.002
5	2:19.500	+6.827	14:35:50.502
6	2:16.726	+4.053	14:38:07.228
7	2:18.103	+5.430	14:40:25.331
8	2:16.259	+3.586	14:42:41.590
9	2:14.725	+2.052	14:44:56.315
10	2:19.459	+6.786	14:47:15.774
11	3:39.504	+1:26.831	14:50:55.278

(26) ZOZAYA MUNARRIZ, GULLERMO

1			14:26:55.978
2	2:16.430		14:29:12.408
3	2:18.117	+1.687	14:31:30.525
4	2:18.292	+1.862	14:33:48.817
5	2:27.709	+11.279	14:36:16.526
6	2:18.818	+2.388	14:38:35.344
7	2:28.589	+12.159	14:41:03.933
8	2:29.878	+13.448	14:43:33.811